



2025 Harney County

COMMUNITY

HEALTH NEEDS ASSESSMENT

Harney District Hospital

for Harney County Health District/ Harney District Hospital

Table of Contents

| | |
|--|--------------|
| Introduction | 2-3 |
| Service area profile | 4-7 |
| 2025 Community Health Needs Assessment (CHNA) process | 8-10 |
| Implementation Plan | 11-13 |
| Next steps | 14 |
| Key takeaways from community survey | 15-24 |
| Interviews with community partners | 25-26 |
| Appendices: | |
| A. Full 2025 CHNA survey results | |
| B. Oregon Office of Rural Health “Service Area Profile” | |
| C. Robert Wood Johnson Foundation “County Health Rankings & Roadmaps” | |
| D. Disease codes by department for Harney District Hospital visits (2023 and 2024) | |
| E. Primary diagnosis for Family Care Clinic visits (2024) | |
| F. Harney District Hospital’s Social Drivers of Health Data (2024) | |
| G. Links to additional data: | |
| • Eastern Oregon Coordinated Care Organization (EOCCO) 2024 Community Health Assessment | |
| • EOCCO Community Health Improvement Plan 2025-2029 | |
| • Oregon Office of Rural Health CHNA Mapping and Analysis Project | |

Introduction

Harney County Health District submits for public review the Harney County Community Health Needs Assessment (CHNA). This is the final product of a yearlong process involving a community survey, interviews with community partners, and the collection and analysis of data. Data sources include the Oregon Office of Rural Health, Robert Wood Johnson Foundation, Harney District Hospital (HDH), HDH Family Care Clinic, and Eastern Oregon Coordinated Care Organization (EOCCO).

The intent of this assessment is to gauge the health status, concerns, and needs of Harney County residents in order to plan and implement actions that will benefit the overall health of the community. This assessment will help Harney County Health District attempt to pinpoint the best way to direct (sometimes limited) resources to make the greatest impact on the community.

About Harney County Health District

Harney County Health District was established in 1990, when the community voted to separate the hospital from the county government and establish a publicly-owned hospital and health district. Today, it is comprised of Harney District Hospital (HDH), HDH Family Care Clinic, NewSun Energy & HDH Specialty Care Clinic, HDH Rehabilitation & Sports Medicine Clinic (Physical Therapy), and HDH Emergency Medical Services (EMS).

Overview of Health District Services

- ◆ **24/7 Emergency Care/EMS**
- ◆ **24/7 Surgical Care**
- ◆ **Family Care Clinic** including primary care, obstetrics, gynecology, pediatrics, dermatology, well child, well woman, geriatric care, CDL physicals, nutrition counseling services, and more
- ◆ **Specialty Care Clinic** including general surgery, orthopedics, Mohs dermatology, cardiology, oncology/hematology, and ear/nose/throat
- ◆ **Clinical Laboratory** featuring patient-requested testing
- ◆ **Diagnostic Imaging** featuring bone density, CT, digital mammography, MRI, and ultrasound
- ◆ **Infusion Clinic** including treatments for arthritis, cancer, Crohn's disease, and more
- ◆ **Pain Clinic** including radiofrequency (RF) therapy, blocks, epidurals, and injections
- ◆ **Therapy Services** including physical, occupational, respiratory, speech, and athletic training
- ◆ **Transitional Care**

The logo for Harney District Hospital features a stylized green arch above the text "Harney District Hospital" in a serif font.

The Health District currently employs around 200 full-time, part-time, and casual workers. A nonprofit corporation, Harney County Health District's mission is, "Enriching lives through better health." The district's vision is "to be the healthcare partner of choice" for the community. By providing a wide range of services, the health district makes every effort to provide the roughly 7,000 residents in its 10,000-square-mile service area (Harney County) with quality healthcare that is close to home.

Introduction

Previous assessments

Harney County Health District conducted and completed its first CHNA in 2013. That process was a collaboration with the Healthy Eating Active Living (HEAL) grant project, involving a community survey that was specifically focused on addressing local issues regarding activity, nutrition, and healthcare services.

The second CHNA was completed in 2016. Harney County Health District collaborated with the Harney County Health Department to conduct a community survey, gathering 237 responses. From these results, input from local health professionals and experts via the Local Community Health Partnership (LCHP), and other available data, community health needs and concerns were identified, and an implementation plan was created.

The third CHNA was completed in 2019. Harney County Health District collaborated with Harney County Health Department/High Country Health and Wellness Center and Symmetry Care Inc. to conduct a community survey, gathering 520 responses. The results of the survey were presented to the LCHP as well as Harney County Health District's board of directors, administration, and leadership. An Implementation Task Force was convened to review the survey and a range of other available data about Harney County. The task force used this information to identify Harney County's top health needs and concerns and set goals/develop strategies that Harney County Health District could use to address them.

The same methods were used to conduct the fourth CHNA in 2022. Harney County Health District collaborated with Harney County Health Department/High Country Health and Wellness Center and Symmetry Care Inc. to conduct a community survey, gathering 178 responses. The results of the survey were presented to the LCHP as well as Harney County Health District's board of directors, administration, and leadership, and feedback was collected. Other available data about Harney County was also taken into consideration, including information provided by the Oregon Office of Rural Health, Robert Wood Johnson Foundation, and Our Children Oregon. An Implementation Task Force was convened to review the data, feedback, and survey results. The Task Force used this information to identify Harney County's top health needs and concerns and develop goals/strategies to address them.

All previous CHNAs can be found online at www.harneydh.com/about/community-health-needs-assessment.

Service area profile

Harney County, Oregon

Geographic Description and Location

Cities: Burns, Hines

ZIP Codes: 97710, 97720, 97721, 97722, 97732, 97736, 97738, 97758, 97904, 97917

Transportation

Miles from Burns to nearest largest town (Ontario): 130

Special transportation barriers: mountain, unimproved roads

Systems: Harney County Dial-a-Ride, Tribal Transit Services Bus, Eastern POINT regional bus

Demography (Claritas 2024)

In recent years, Harney County has seen a slight, yet steady, population growth. The population increased from 7,489 people in 2010 to 7,616 people in 2024. The population is expected to grow to 7,793 people by 2029. The county's population continues to age. In 2010, 1,426 residents were ages 65 and older. That number grew to 2,078 people in 2024 (a 45.7 percent increase).

| Year | Population | % Change | % Change Rural | % Change Urban | % Change Oregon |
|------|------------|----------|----------------|----------------|-----------------|
| 2010 | 7,489 | n/a | n/a | n/a | n/a |
| 2020 | 7,557 | 0.9% | 7.9% | 12.1% | 10.6% |
| 2024 | 7,616 | 0.8% | 1.7% | 0.4% | 0.9% |
| 2029 | 7,793 | 2.3% | 3.2% | 2% | 2.5% |

Source: Oregon Office of Rural Health

Service area profile

Change from 2010 to 2024

| Age | 2010 Population | 2024 Population | % Change | % Change Rural | % Change Urban | % Change Oregon |
|-------|--------------------|--------------------|----------|-------------------|-------------------|--------------------|
| 0-14 | 1,318 | 1,302 | -1.2% | -4.5% | -5.3% | -5% |
| 15-44 | 2,410 | 2,464 | 2.2% | 8.6% | 10.2% | 9.7% |
| 45-64 | 2,348 | 1,772 | -24.5% | -10.6% | 3.9% | -1.7% |
| 65+ | 1,426 | 2,078 | 45.7% | 60.7% | 68.9% | 65.2% |
| Total | 7,502 | 7,616 | 1.5% | 9.7% | 12.6% | 11.6% |

Source: Oregon Office of Rural Health

The population is primarily white (85.2 percent). The Hispanic population is 5.7 percent, and the Native American population is 2.9 percent.

Other population characteristics (Claritas 2024)

| | Service Area | Oregon |
|---|--------------|--------|
| Hispanic (all, including other and two or more races) | 5.7% | 15.2% |
| Asian/Pacific Islander only (non-Hispanic) | 0.3% | 5.1% |
| African American only (non-Hispanic) | 0.1% | 1.9% |
| Native American only (non-Hispanic) | 2.9% | 1% |
| Other (including two or more races, non-Hispanic) | 5.8% | 7.1% |

Source: Oregon Office of Rural Health

Socioeconomics

Harney County has a higher percentage of people living below the poverty level than Oregon as a whole (12.7 percent versus 11.9 percent). The disparity is especially clear when one looks at the population below 200 percent of the poverty level (46.1 percent in Harney County versus 27.6 percent in Oregon).

Service area profile

Socioeconomics (2019-2023 American Community Survey)

| | Service Area | County | Rural | Oregon |
|--|--------------|--------|-------|--------|
| Population below poverty level (\$25,249 per year for 2 adults + 1 child under 18 in 2024) | 12.7% | 12.8% | 12.8% | 11.9% |
| Population below 200% of poverty level | 46.1% | 46.2% | 31.5% | 27.6% |
| Population under 18 below poverty level | 13% | 13.1% | 15.2% | 13.3% |
| Unemployed labor force population | 4.4% | 4.4% | 5.7% | 5.4% |
| Population 18-64 with disability | 15.7% | 15.8% | 15.4% | 12.6% |
| Population 65+ with disability | 36.4% | 36.4% | 36.5% | 34.4% |
| Households receiving Cash Public Assistance | 3.5% | 3.5% | 3.7% | 3.9% |
| Population 25+ without high school diploma | 8.2% | 8.2% | 10% | 8.3% |
| Population older than 5 who speak English less than “very well” | 1.4% | 1.4% | 3.7% | 5.3% |
| Uninsured civilian non-institutionalized population | 6.9% | 7% | 6.7% | 6.2% |
| Total Oregon Health Plan Eligibles (OHA, January 2025) | 41.1% | 41.2% | 38.5% | 34.9% |

Source: Oregon Office of Rural Health

Service area profile

Socioeconomics (various)

A higher percentage of people in Harney County (20.9 percent) receive food stamps than the statewide percentage (17.2 percent), and the rate of uninsurance (8.2 percent) is higher in Harney County than statewide (4.6 percent).

| | County | Oregon |
|--|--------|--------|
| Receiving Temporary Assistance for Needy Families (June 2024) | 0.9% | 1.3% |
| Children Eligible for Free/Reduced Lunch (2023-2024 School Year) | 50.3% | 51% |
| Receiving Food Stamps (June 2024 Oregon Department of Human Services) | 20.9% | 17.2% |
| Government Employees as percentage of total employment (2023) | 40.6% | 14.4% |
| Uninsurance (2021 Oregon Health Authority Oregon Health Insurance Survey) | 8.2% | 4.6% |
| Medicare Enrollees (September 2024 Centers for Medicare & Medicaid Services) | 28.8% | 22.1% |

Unemployment Rates (Oregon Department of Employment)

Harney County's unemployment rate continues to decline. However, the county's unemployment rate (4.2) was higher than the state (3.7) and national (3.6) rates in 2023.

| Year | County | Oregon | U.S. |
|------|--------|--------|------|
| 2010 | 14.3 | 10.7 | 9.6 |
| 2020 | 6 | 7.6 | 8.1 |
| 2023 | 4.2 | 3.7 | 3.6 |

Source: Oregon Employment Department

A full “Service Area Profile,” compiled by the Oregon Office of Rural Health, is available in Appendix B of this report.

2025 CHNA process

A Community Health Needs Assessment (CHNA) Committee was convened in January 2025 to conduct the 2025 CHNA. The committee consisted of Samantha Yarbrough — Harney District Hospital (HDH) Marketing Manager/Project Lead, Steve Howe — Former HDH Outreach Manager, Karen Reed — HDH Quality/Risk/Compliance Director, Becky Bates — Administrative Assistant for HDH Nursing Department, Tamara Noble — HDH Clinical Quality & Compliance Nurse, and Jolene Cawlfeld — Harney County Health District Board of Directors.

The committee used a three-pronged approach to complete the assessment, which included conducting a community survey, interviewing community partners, and collecting data.

Community survey

The CHNA Committee met multiple times to discuss the survey questions. In addition to reviewing/revising the questions used for the 2022 CHNA survey, the committee borrowed language from the Eastern Oregon Coordinated Care Organization (EOCCO) 2024 Community Health Assessment.

The draft 2025 CHNA survey questions were sent to hospital leadership as well as the Local Community Health Partnership (LCHP), Harney County Health Department/High Country Health and Wellness Center, Symmetry Care Inc., Harney County Home Health and Hospice, and the Burns Paiute Tribe's Wadatika Health Clinic for review/approval. After receiving positive feedback, the committee moved forward with conducting the survey, which was open from May 1 to June 2, 2025.

Online and paper versions of the survey were available. Paper surveys were placed in high-traffic areas throughout the community, including Harney District Hospital (HDH), NewSun Energy & HDH Specialty Care Clinic, Wadatika Health Clinic, Harney County Library, Harney County Chamber of Commerce, Harney Hub (the Senior Center), Symmetry Care, and Harney County Health Department. A multi-media campaign was launched to advertise the survey — which included social media posts, newspaper ads, flyers, an article on the hospital's website, articles in the hospital's employee newsletter, and an article in the hospital's *Harney Health* magazine. A prize drawing was held to encourage participation.

A total of 461 responses were collected (444 online responses and 17 paper responses). This was a major increase in participation, compared with the 2022 CHNA survey. However, we estimate that about 337 responses to the online version of the survey came from chatbots, as these responses were repetitive, nonsensical, and submitted in quick succession. **We likely received about 124 genuine responses to the 2025 CHNA survey. A summary of survey results can be found on pages 15-24 of this report. The full 2025 CHNA survey results can be found in Appendix A of this report.** For the sake of brevity, the majority of the chatbot responses were removed from the survey results.

2025 CHNA process

Interviews with community partners

The CHNA Committee reached out to community partners for input regarding the health needs and concerns of Harney County residents. Each organization was asked, “In your experience/opinion, what is the greatest need facing Harney County residents?”

The following organizations agreed to share their responses in the CHNA report: Harney County Health Department/High Country Health and Wellness Center, Burns Paiute Tribe’s Wadatika Health Center, Local Community Health Partnership (LCHP), Harney Hub, Oregon Department of Human Services, and Harney County Home Health and Hospice. You can find a summary of each organization’s response below.

- Harney County Health Department: Social Drivers of Health data is showing that food and housing insecurity have been patients’ top resource gaps. Lack of transportation has been a close third.
- Wadatika Health Center: Costs of services, travel, insurance, and medication. Lack of confidence in our healthcare system among members of the Native community.
- LCHP: Transportation for seniors/Medicare patients, resources for our aging population, and resources for food.
- Harney Hub: Safe/affordable housing. Medical transportation or an increase in the specialty services offered locally.
- Department of Human Services: Substance use, especially meth and fentanyl.
- Harney County Home Health and Hospice: Mental health and suicide prevention, especially among men. Education regarding hospice services.

Full quotes can be found on pages 25-26 of this report.

Data collection

The CHNA Committee collected data from the Oregon Office of Rural Health and Robert Wood Johnson Foundation to learn more about Harney County and how it compares with other areas throughout the state and nation. The committee also collected diagnostic and disease code data from Harney District Hospital (HDH) and HDH Family Care Clinic to learn more about the health concerns of local patients. Social Drivers of Health data was used to learn more about the resource needs of HDH patients. The committee also reviewed the Eastern Oregon Coordinated Care Organization (EOCCO) 2024 Community Health Assessment and Community Health Improvement Plan 2025-2029 to learn more about our regional health needs, goals, and priorities. Finally, the CHNA Committee reviewed Oregon Office of Rural Health’s CHNA Mapping and Analysis Project to learn more about what other Oregon hospitals are prioritizing.

Applicable data can be found in Appendices B-G of this report.

2025 CHNA process

Implementation Plan

The CHNA Committee met with Harney District Hospital (HDH) CEO Bob Gomes and HDH Athletic Trainer Kaitlin Patterson in September 2025 to review the survey results, feedback from community partners, and applicable data. The group used this information to draft the Harney County Health District Implementation Plan, which identifies the community's top health needs/concerns as well as goals and strategies to address them. The committee sent the draft Implementation Plan to the HDH Administrative Team and HDH Dietitian Tori Garner to gather additional input. After incorporating their feedback, an updated draft was presented to the Harney County Health District Board of Directors. The board voted to approve the Harney County Health District Implementation Plan during their meeting on Oct. 8, 2025.

Three priority areas were selected:

- **Address barriers to accessing healthcare/ increase community outreach**
- **Behavioral health**
- **Wellness**

In the following pages (11-13), you will find an Implementation Plan describing actions that Harney County Health District will take during the next three years to address these community health needs. The plan describes what Harney County Health District will do within each area to contribute to the health of the community. Though solutions to these issues are neither simple nor short-term in nature, Harney County Health District's goal is to tackle them on a variety of fronts and make a positive impact, wherever possible.

Needs that will not be addressed

There are needs that simply cannot be directly addressed by Harney County Health District — logistically, financially, and otherwise. In many cases, these needs are Social Drivers of Health — life factors that directly impact physical and mental health, including housing, unemployment, poverty, and food insecurity. Many local, state, and federal programs address these issues, and Harney County Health District will continue ongoing efforts to refer or direct patients to these resources, as needed.

Partnerships

Wherever possible, Harney County Health District will seek to partner with local agencies and organizations in its efforts to improve community health. In addition to collaborating on the goals/strategies outlined in the Implementation Plan, the Health District welcomes and encourages community partners to use the information presented in the 2025 CHNA to develop their own goals and strategies to support the health needs and concerns of the Harney County community.

Harney County Health District Implementation Plan

| Need/Concern Identified | Goals 2025-2028 | Strategies |
|--|--|--|
| Address barriers to accessing healthcare/ increase community outreach | 1. Equip all Harney County Health District employees with the training and tools needed to provide culturally competent healthcare (care that is aware of, and responsive to, patients' cultural perspectives). | <p>a) Use the HealthStream platform to assign cultural competency and implicit bias training to all Harney County Health District employees. Require employees to complete this training as part of their annual education.</p> <p>b) Hold listening sessions for local healthcare providers/leaders to gather candid feedback from underrepresented communities. Use this feedback to learn how we can address health disparities, improve health outcomes, and promote culturally responsive services.</p> |
| | 2. Increase outreach and education regarding Harney County Health District's services. | <p>a) Develop a robust education campaign to highlight Harney County Health District's services, especially those provided by the NewSun Energy & Harney District Hospital Specialty Care Clinic.</p> <p>b) Host quarterly community outreach events to highlight health district services and provide information regarding various health topics.</p> <p>c) Whenever possible, include healthcare providers in education and outreach efforts. Encourage providers to participate in "Lunch and Learns," radio interviews, and other education/outreach opportunities.</p> |
| | 3. Increase outreach and education regarding financial assistance. | <p>a) Increase awareness of Harney District Hospital's Financial Assistance Policy and Medicaid enrollment support services.</p> |
| | 4. Increase communication and collaboration with community partners. | <p>a) Host quarterly meetings with community partners to share updates and discuss opportunities to collaborate, provide support, and share resources.</p> |

Harney County Health District Implementation Plan

| Need/Concern Identified | Goals 2025-2028 | Strategies |
|---|---|---|
| <p>Behavioral Health</p> <p><i>Behavioral health refers to the connection between your behaviors and your overall mental and physical well-being, encompassing mental health, emotional resilience, and substance use issues</i></p> | <p>1. Optimize utilization of behavioral health services.</p> | <p>a) Develop a robust education campaign to inform on behavioral health services offered by Harney County Health District.</p> <p>b) Collaborate with other behavioral health providers in our community to increase access to care.</p> <p>c) Evaluate and optimize processes for referring patients to behavioral health services and increase “warm handoffs” whenever possible.</p> |
| | <p>2. Begin integrating Trauma Informed Care (TIC) into Harney County Health District practices.</p> <p><i>TIC integrates knowledge of the widespread impact of psychological trauma into healthcare policies, culture, environment, and care processes.</i></p> | <p>a) Require all health district employees to complete Trauma Informed Oregon’s online training modules.</p> |
| <p>Wellness</p> | <p>1. Support the development of lifelong healthy habits by emphasizing the importance of nutrition and exercise.</p> | <p>a) Partner with community organizations to create a directory of year-round/indoor exercise opportunities. Publish the directory to Harney District Hospital’s website. Create a robust education campaign to advertise the exercise directory. Follow up with community organizations twice a year to ensure the directory remains accurate and up-to-date.</p> <p>b) Provide outreach and education to athletes at Burns and Crane schools. Emphasize the importance of proper nutrition toward health, wellness, and athletic performance. Encourage student athletes to eat nutritious snacks before practices.</p> <p>c) Provide community outreach regarding the importance of proper nutrition.</p> |

Harney County Health District Implementation Plan

| Need/Concern Identified | Goals 2025-2028 | Strategies |
|-------------------------|---|--|
| Wellness | 2. Promote and encourage preventative care. | <p>a) Create a robust education campaign to promote health screenings such as mammograms and colonoscopies.</p> <p>b) Create a robust education campaign to encourage community members to “know their numbers” (blood pressure, blood sugar, cholesterol, and body mass index).</p> |

Next steps

Awareness of Assessment

This report will be made available online at www.harneydh.com/about/community-health-needs-assessment. Physical copies will be available at Harney District Hospital. A summary report will be released to local media.

For questions or more information, please contact info@harneydh.com or call Samantha Yarbrough at 541-573-8318.

Implementation Plan Progress Reports

In order to ensure that progress is being made on the Implementation Plan, biannual reports will be presented to the Harney County Health District Board of Directors as well as the Local Community Health Partnership (LCHP). Every six months, a detailed progress report will be presented and posted online at www.harneydh.com/about/community-health-needs-assessment.

Key takeaways from community survey

What we know about who took the 2025 Community Health Needs Assessment (CHNA) is based on survey participants' answers to the demographic questions. On average, only about 89 people chose to answer these questions. From the information that's available, we estimate that most survey respondents were white women from Burns who work full time and have health insurance through their employer or a family member's employer. Although the age ranges of respondents varied, most were between 50-64 years old.

Who took the survey?

- **Most respondents (61) were from Burns.**
— 23 people were from Hines, 3 were from out of state
- **Respondents' length of residency in Harney County varied from a couple weeks to 65 years.**
- **Most respondents (89.41%) identified as white.**
— 9.41% identified as American Indian/Alaska Native, 5.88% identified as Hispanic/Latinx, and 2.35% identified as another race or ethnic identity, and 1.18% identified as Black or African American
- **Most respondents (37.93%) were 50-64 years old.**
— 18.39% were 30-39 years old, 14.94% were 40-49 years old, 14.94% were 21-29 years old, 11.49% were 65-79 years old, 1.15% were 80 and older, and 1.15% were 18-20 years old
- **The majority of respondents (87.06%) identified as female.**
- **6.02% of respondents identified as LGBTQ+ or two-spirit.**
- **Most respondents (70.45%) said they have health insurance through their employer or a family member's employer.**
— 17.05% have Medicare, 12.5% have Oregon Health Plan/Medicaid, 7.95% have private insurance that they pay for themselves, 4.55% have some other type of insurance, and 3.41% are uninsured
- **Most respondents (70.93%) said they are employed full time.**
— 10.47% are employed part time, 9.3% are retired, 3.49% are self-employed, 3.49% are unemployed, and 2.33% are disabled
- **Respondents had a mix of education levels.**
— 37.4% have a 4-year college degree or more, 35.23% have a high school diploma or GED, 23.86% have vocational training or 2-year degree, and 3.41% have less than a high school education
- **Respondents had a mix of household incomes**
— 23.48% make more than \$100K per year, 20.87% make \$50-75K, 17.39% make \$35-50K, 13.91% make \$25-35K, 13.04% make \$75-\$100K, 6.09% make \$15-\$25K, 4.35% make less than \$10K, and 0.87% make \$10K-\$15K.

Key takeaways from community survey

Question 1: What conditions exist now in our community to create or foster good health?

Most common responses:

1. Access to good doctors who care about their patients
2. Access to dentists
3. Access to eye doctors

Least common responses:

1. Services or programs that prevent child abuse
2. A variety of recreational activities for adults
3. Services that prevent youth from using drugs and alcohol



Key takeaways from community survey

Question 2: What are the TOP 3 most important health concerns that our community is facing today?

- 1. Substance use or drug use/abuse**
- 2. Depression, anxiety, and other mental illness**
- 3. Domestic violence/child abuse or neglect**

Other common answers:

- Lack of access to home medical supplies and equipment
- Lack of transportation to medical appointments
- Lack of utilities (such as water, sewer, and electricity)
- Food insecurity (concern for being hungry)



Key takeaways from community survey

Question 3: What do you think would improve the overall health of our community?

Common themes included:

1. More outreach and education
2. More year-round activities and recreation/exercise opportunities for families and young adults
3. Increased mental healthcare (more options/resources and less stigma)
4. More dental care options
5. More providers and specialty care
6. Addressing substance abuse in our community (drugs and alcohol)
7. Cultural shifts (increased accountability, better communication/collaboration, a focus on wellness)
8. Increased access to housing and/or warming centers
9. Economic development
10. Increased access to eye care
11. Increased access to medical transportation

Key takeaways from community survey

Question 4: If you have gone without needed healthcare anytime within the last 6 months, what were the reasons why?

1. There aren't any local providers for the care I need.
2. I couldn't get the appointment quickly enough.
3. I don't like to go to the doctor's office.
4. I didn't know where to go to get care.
5. I was worried about stigma/shame/embarrassment.
6. I didn't have transportation.



Question 5: In the past 6 months, have you received healthcare services outside of Harney County? If so, why?


- Most (81.62%) said this question didn't apply to them.
- 10.28% said they couldn't see a specialist locally.
- 8.97% said they were referred to services outside of Harney County.
- 3.72% said they were concerned about the quality of local care.
- 3.5% said they couldn't get an appointment locally.
- 3.5% said they were concerned about confidentiality/privacy.
- 1.97% said they had insurance issues.



Key takeaways from community survey

Question 6: What services would you like to be provided locally?

- **More dental providers** who accept patients' insurance, including Oregon Health Plan (OHP). This includes pediatric dentistry.
- **More eye doctors** who accept patients' insurance, including OHP.
- **More medical providers and specialists.**
- **Higher quality care.**
- **Dialysis**
- **Support for our aging population** (including support for isolated adults, a “hospice house”, caregiver support/respice, exercise opportunities, and assistance with grocery shopping and household chores)
- **Urgent care/walk-in clinic that's available on weekends**
- **Adult recreation opportunities**
- **Health education classes**
- **More pharmacies**
- **Access to hearing aides**
- **More chiropractors** who accept patients' insurance
- **Acupuncturist, herbalist, health food store**
- **Fertility clinic and reproductive health** (including prenatal/postpartum doula services, prenatal education, and a hospital OB coordinator to support staff on nights and weekends)
- **Women's health, including menopause care and gynecology**
- **Orthopedics** (including upper-body)
- **Dermatology**
- **Cardiology**
- **Oncology** (including chemotherapy infusions)
- **Increased in-patient care**
- **Gastroenterologist** (digestive system)
- **Endocrinologist** (hormone-related conditions)
- **Ophthalmology** (including cataract surgery)
- **Neurology** (nervous system)
- **Occupational therapy** (including pediatric)
- **Urology**
- **Holistic medicine**



Key takeaways from community survey

Question 7: If you feel like you need to seek out mental health or addiction services, but haven't done so yet, what is stopping you?

1. Stigma/shame/embarrassment
2. Lack of insurance coverage or uncertainty about insurance coverage
3. Concerns about privacy/confidentiality
4. Unsure where to go for care
5. Other: Concerns about the quality of care available

Question 8: What is the biggest mental health or addiction issue that you see in this community?

1. Social conflicts (74.51%)
2. Drug addiction/substance abuse (20.22%)
3. Depression and suicide (1.76%)
4. Isolation/disconnection from social supports (1.76%)
5. Stress/anxiety (1.76%)



Key takeaways from community survey

Question 9: What stressors in our community contribute to problems with physical or mental health?

1. Substance abuse
2. Isolation
3. Small-town dynamics (gossip, bias, social conflicts, etc.)
4. Stress/anxiety
5. Unemployment or underemployment
6. Caregiver burnout



Question 10: In the last 6 months, have you been houseless for any amount of time?

- 94.21% No
- 5.79% Yes



Key takeaways from community survey

Question 11: When you are seeking healthcare, how likely are you to consider Harney District Hospital?

- 53.28% Very likely
- 30.33% Likely
- 5.74% Neither likely or unlikely
- 6.56% unlikely
- 4.1% Very unlikely



Question 12: What factors influenced your ranking in Question 11?

Common themes included:

1. Pleased with the quality of care provided (48 comments)
2. Convenience/location/proximity to home (27 comments)
3. Unhappy with the care provided (10 comments)
4. Concerns about confidentiality (8 comments)
5. They receive care elsewhere (6 comments)



Key takeaways from community survey

Question 13: How likely are you to use support groups or health-education offerings?

- Very likely (11.38%)
- Likely (21.95%)
- Neither likely or unlikely (33.33%)
- Unlikely (18.7%)
- Very unlikely (14.63%)



Question 14: If you answered “likely” or “very likely,” what groups would you be interested in?

Common themes included:

- Exercise groups (yoga, Pilates, swimming, walking, etc.)
- Nutrition/cooking/healthy eating
- Healthy lifestyle/healthy habits
- Caregiving skills
- Parenting
- Mental health/stress reduction/grief support
- Managing chronic illness (such as diabetes)



Interviews with community partners

The Community Health Needs Assessment (CHNA) Committee reached out to community partners for input regarding the health needs and concerns of Harney County residents. Each organization was asked, “In your experience/opinion, what is the greatest need facing Harney County residents?”

The following individuals/organizations agreed to share their responses in the CHNA report.

“The Health Department has started collecting Social Drivers of Health (SDOH) data, but they don’t have stats available yet. So far, food and housing insecurity have been patients’ top resource gaps. Lack of transportation has been a close third.”

— Kelly Singhose
*Clinic Manager/ Interim Director
Harney County Health Department/
High Country Health and Wellness Center*

“The greatest needs facing Harney County residents are costs: cost of services, travel for services, insurance costs, and medication costs. There is a lack of confidence in our healthcare system among the Native community. The opinion out here is they just give us a prescription, and that’s it. In general, the community is not very trusting of local healthcare services. The conflicts with COVID didn’t exactly help to bridge that gap.”

— Amy Dobson
*Tribal Public Health Modernization Coordinator
Burns Paiute Tribe*

“Transportation for seniors/Medicare patients is a resource we are lacking. We could also use more resources for elderly care. From my time working with patients, food resources are another need our community would benefit from.”

— Grace Lillard
*Former Community Health Worker
Harney District Hospital Family Care Clinic
Local Community Health Partnership (LCHP) Member*

Interviews with community partners

“Two of the greatest needs are affordable/safe housing and medical transportation or increased specialized services available in the community to reduce the need to travel to Bend for care.”

— *Leanne Starbuck*
Senior Services Program Manager
Harney Hub

“Substance Use and Substance Use Disorders (SUDS) – in particular meth and fentanyl.”

— *Noelle Colby Rotell*
Child Welfare Supervisor
Oregon Department of Human Services

“Mental health: Oregon ranks No. 6 nationwide for males 60 and over who commit suicide. I believe that this is a need that should be better studied and brought to this community’s attention. Check in on your friends and family. Make sure they are taking their medications appropriately and have access to mental health services, including suicide hotlines. Education regarding hospice services: Death is not an easy topic, but when presented appropriately by individuals who have a firm grasp on hospice care, this community would feel a lot less scared of the idea of hospice.”

— *Matt Kohl*
Director
Harney County Home Health and Hospice

Q1 What conditions exist now in our community to help create or foster good health? Check all that apply.

Answered: 120 Skipped: 341

| ANSWER CHOICES | RESPONSES |
|---|-----------|
| We have access to good doctors who care about their patients. | 90.00% |
| We have access to dentists. | 64.17% |
| We have access to eye doctors. | 57.50% |
| We have access to effective mental health treatment. | 49.17% |
| We have a variety of recreational activities for youth. | 45.00% |
| We have access to effective substance use disorder treatment. | 43.33% |
| We have outreach services for isolated older adults (seniors). | 38.33% |
| We have access to health education and support groups. | 33.33% |
| We have services that prevent youth from using drugs and alcohol. | 25.83% |
| We have a variety of recreational activities for adults. | 23.33% |
| We have services or programs that prevent child abuse. | 22.50% |
| I don't know what services are available in our community. | 13.33% |
| Total Respondents: 120 | |

Q2 Which of the following would you say are the TOP 3 most important health concerns that our community is facing today? Check 3 below.

Answered: 461 Skipped: 0

| ANSWER CHOICES | RESPONSES | |
|--|-----------|-----|
| Tobacco use | 3.47% | 16 |
| Obesity | 7.81% | 36 |
| Domestic violence/child abuse or neglect | 79.39% | 366 |
| Alcohol use | 7.59% | 35 |
| Substance use or drug use/abuse | 93.71% | 432 |
| Depression/Anxiety | 80.69% | 372 |
| Other mental illness | 80.69% | 372 |
| Stress Management | 2.17% | 10 |
| Heart disease/high blood pressure | 1.08% | 5 |
| Diabetes or similar chronic illnesses | 4.77% | 22 |
| Lack of awareness of health services | 3.47% | 16 |
| Accidents or injuries | 0.65% | 3 |
| Food insecurity (concern for being hungry) | 74.19% | 342 |
| Housing insecurity (risk of homelessness) | 6.72% | 31 |
| Lack of utilities (water, sewer, electricity) | 74.40% | 343 |
| Lack of transportation to medical appointments | 74.84% | 345 |
| Dental Needs | 4.77% | 22 |
| Lack of affordable, year-round recreational or exercise opportunities | 4.12% | 19 |
| Lack of access to home medical supplies and equipment (braces, walkers, canes, monitors, etc.) | 75.05% | 346 |
| Total Respondents: 461 | | |

| | OTHER (PLEASE SPECIFY): | DATE |
|--|--|-------------------|
| | Lack of health in general. Citizens are unaware of their own health | 6/2/2025 9:14 PM |
| | Job availability | 6/2/2025 5:23 PM |
| | Lack of public recreation that is free or low cost | 6/2/2025 3:32 PM |
| | All of the lifestyle contributors to disease are in play here, with little or no support for change | 6/2/2025 2:59 PM |
| | Increased in substance use and abuse with no accountability (no legal repercussions for illegal drug use.) | 6/2/2025 1:59 PM |
| | services for elderly / dementia care | 6/2/2025 10:38 AM |
| | Vape | 5/14/2025 8:17 PM |
| | 25 | 5/4/2025 7:13 PM |

Q3 What do you think would improve the overall health of our community?

Answered: 442 Skipped: 19

Note: The word "happy" was submitted for responses 100-436. We believe these answers were submitted by chatbots. Some of these responses were deleted for the sake of brevity.

| # | RESPONSES | DATE |
|----|--|-------------------|
| 1 | More activities for adults, especially young adults. I feel like outside of work, there is nowhere to meet people, besides going to the bar, and that really is not a great place to meet people. | 6/9/2025 12:55 PM |
| 2 | Easier access to healthy activities | 6/9/2025 12:48 PM |
| 3 | Open community activities with no judgement. | 6/9/2025 12:44 PM |
| 4 | More access to dental care and being able to get mental health care without judgement from other community members. | 6/9/2025 12:40 PM |
| 5 | If we had a couple of people who would get out in the community and actually talk to the people who are affected. | 6/9/2025 12:30 PM |
| 6 | More specialty clinics available. Not having to wait a long period of time to be seen or travel. | 6/9/2025 12:25 PM |
| 7 | Have more doctors. | 6/9/2025 11:36 AM |
| 8 | Services cost money. We are a poor community. | 6/9/2025 11:26 AM |
| 9 | More dental options and mental health care. | 6/9/2025 11:22 AM |
| 10 | More housing and mental health options. We need OHP for dental care. | 6/9/2025 10:22 AM |
| 11 | More free clinics | 6/9/2025 10:18 AM |
| 12 | More healthcare available. | 6/9/2025 9:56 AM |
| 13 | Address the Drug/Alcohol issues; Jobs with benefits; affordable decent housing. | 6/4/2025 11:43 AM |
| 14 | Adult activities | 6/3/2025 4:38 PM |
| 15 | Parents need to parent their own kids. | 6/3/2025 11:16 AM |
| 16 | Less drugs, more education, in general. Not just medical. | 6/2/2025 9:14 PM |
| 17 | Activities for young adult ages 16- 30 | 6/2/2025 5:23 PM |
| 18 | Increased awareness of services available for those struggling and decreasing the stigma mental health issues can create. Increased access to year round exercise/activities. | 6/2/2025 5:12 PM |
| 19 | More access to exercise opportunities including an indoor swimming pool | 6/2/2025 4:17 PM |
| 20 | Free medical transportation | 6/2/2025 3:49 PM |
| 21 | Better walking and biking paths, a nicer pool, having more pride in how our town looks- it needs to be cleaner, and rules that prevent people using their property as apparent dumps. Overall health=pride in community and self. A warming center for homeless or those without heat is needed during the winter. | 6/2/2025 3:32 PM |
| 22 | A community "health center" for broad education, recreation and professional clearinghouse to connect folks with services | 6/2/2025 2:59 PM |
| 23 | more money | 6/2/2025 2:23 PM |
| 24 | Organized group walk around the track, information about healthy lifestyle choices, mentors to assist | 6/2/2025 2:07 PM |
| 25 | Economic development | 6/2/2025 2:06 PM |
| 26 | More providers especially specialty providers and more housing and not just for low income family housing. Dentists as well for our community | 6/2/2025 2:04 PM |
| 27 | Figuring out a way to help all members of the community to be health-conscious. | 6/2/2025 2:00 PM |

2025 Harney County Community Health Needs Assessment

| | | |
|----|--|--------------------|
| 28 | Removing the red tape when it comes to doing what is right and holding people accountable for their issues. | 6/2/2025 1:59 PM |
| 29 | Movement! Get employers to encourage walk breaks or maybe even pay a portion toward a gym membership! My last employer gave each employee \$60 toward a fitness membership and the employee showed they used it x times per month! | 6/2/2025 1:59 PM |
| 30 | More education on substance abuse and our drugs effecting our community | 6/2/2025 12:36 PM |
| 31 | Unity on numerous topics | 6/2/2025 11:54 AM |
| 32 | Getting another dentist and eye doctor that take OHP insurance. | 6/2/2025 11:48 AM |
| 33 | More affordable housing options for working class people. Our community has so many positions of employment that need to be filled but people are unable to find affordable housing to move to this area. There are also very few activities for youth and adults. | 6/2/2025 11:38 AM |
| 34 | family friendly business with activities and more to do | 6/2/2025 11:19 AM |
| 35 | more dental options | 6/2/2025 11:11 AM |
| 36 | Radio station | 6/2/2025 11:03 AM |
| 37 | Continued radio advertisements, news paper, facebook to alert of available services | 6/2/2025 10:54 AM |
| 38 | developing a culture of wanting to get better | 6/2/2025 10:47 AM |
| 39 | More outlet for recreational activities year round | 6/2/2025 10:45 AM |
| 40 | More resources other than Symmetry Care. | 6/2/2025 10:40 AM |
| 41 | economic development | 6/2/2025 10:38 AM |
| 42 | Group education classes and outreach to school aged children about healthy living and exercise | 6/2/2025 10:38 AM |
| 43 | have more family type activities | 6/2/2025 10:36 AM |
| 44 | Having more mental heath outlets | 6/2/2025 10:35 AM |
| 45 | . | 6/2/2025 10:35 AM |
| 46 | Transparency and open communication of service that are readily available to individuals. | 6/2/2025 10:33 AM |
| 47 | More housing and addiction/mental health resources | 6/2/2025 10:33 AM |
| 48 | more outreach about the services that are available to the community | 6/2/2025 10:29 AM |
| 49 | More exercise opportunities in the winter. | 5/30/2025 1:23 PM |
| 50 | Not sure | 5/30/2025 12:57 PM |
| 51 | Better advertising and help with mental health and alcohol/drug use. | 5/30/2025 8:50 AM |
| 52 | Better awareness of what's available in the community | 5/29/2025 2:31 PM |
| 53 | Education and outreach | 5/29/2025 2:21 PM |
| 54 | Don't have a answer not sure | 5/29/2025 7:03 AM |
| 55 | More collaboration between groups to create stronger, reliable options. | 5/28/2025 9:57 AM |
| 56 | Easier and "known" access to services including options. | 5/23/2025 4:46 AM |
| 57 | Much better medical Need cardiologist, Lung specialist, need hospital which treats patients instead of stabilizing and flying to Bend. | 5/21/2025 12:37 PM |
| 58 | Affordable counseling for drug, alcohol and mental health concerns! | 5/20/2025 10:24 AM |
| 59 | More specialists coming to Burns as it's very hard for a lot of people to travel to Bend. | 5/20/2025 9:05 AM |
| 60 | Recreation | 5/18/2025 2:37 PM |
| 61 | Getting the drug addicts help | 5/16/2025 12:46 PM |

2025 Harney County Community Health Needs Assessment

| | | |
|----|---|--------------------|
| 62 | More specialty care providers coming to Harney county | 5/16/2025 10:35 AM |
| 63 | 0 | 5/15/2025 9:41 PM |
| 64 | I think more available options for mental health providers and help with substance abuse for patients | 5/15/2025 8:27 PM |
| 65 | Hearing about the available resources to help people in need. | 5/15/2025 12:33 PM |
| 66 | Activities for health | 5/15/2025 11:28 AM |
| 67 | More health education | 5/15/2025 5:07 AM |
| 68 | Health awareness events | 5/14/2025 9:23 PM |
| 69 | Communication | 5/14/2025 8:17 PM |
| 70 | More, better services. Greater communications and access systems available within the community. | 5/14/2025 6:48 PM |
| 71 | Reducing stigma, increasing dialogue/conversation in general. (I am purposely not specifying a particular issue, I mean this very generally, as a cultural shift.) | 5/14/2025 4:10 PM |
| 72 | People taking care of themselves | 5/14/2025 2:47 PM |
| 73 | More mental health providers for sure | 5/14/2025 2:21 PM |
| 74 | I | 5/14/2025 1:18 PM |
| 75 | Continued support for mental health | 5/14/2025 12:45 PM |
| 76 | More outdoor activities for families to do together | 5/14/2025 12:04 PM |
| 77 | More drug/alcohol intervention in the schools | 5/14/2025 11:14 AM |
| 78 | Get rid of the drugs in our community. Get the people off government assistance and in to a job | 5/14/2025 11:10 AM |
| 79 | Promoting awareness about common health concerns | 5/14/2025 10:45 AM |
| 80 | More choices and the choices given to cover for the medical/dental insurance excepted locally. | 5/14/2025 9:29 AM |
| 81 | No idea | 5/13/2025 6:23 PM |
| 82 | the availability of parenting classes and more high quality mental health care. | 5/13/2025 7:49 AM |
| 83 | Outreach to like minded people (obesity support groups, year round adult recreational activities, educational resources for topics like depression, eating disorders, and different types of diets that are not the food pyramid) | 5/13/2025 7:44 AM |
| 84 | More access to dental health and chiropractic care | 5/12/2025 7:29 PM |
| 85 | More access to mental health services and support for parents who do not have the skills to properly care for their children | 5/12/2025 7:13 PM |
| 86 | Health Center with 1) health food store, 2) place where people can learn about various healing modalities, and 3) space for yoga and mindfulness classes. A place where health and self-care can be normalized. | 5/12/2025 3:56 PM |
| 87 | More affordable access to gyms, more law enforcement to enforce laws around drugs and alcohol , | 5/12/2025 2:56 PM |
| 88 | More local specialty care | 5/8/2025 7:05 PM |
| 89 | More community entertainment and activities | 5/8/2025 1:52 PM |
| 90 | Better Doctor's, better outreach and better hospital staff that actually believe in the HIPPA policy. | 5/8/2025 10:27 AM |
| 91 | Focus on what it means to live a healthy lifestyle & more education about what feeds depression, anxiety, obesity, etc. | 5/7/2025 12:36 PM |
| 92 | More access to eye care, mental health/substance abuse, housing security | 5/6/2025 2:57 PM |

2025 Harney County Community Health Needs Assessment

| | | |
|-----|---|------------------|
| 93 | Access to dental offices that take all insurances, access to eyecare clinics that give access to all insurances | 5/6/2025 2:18 PM |
| 94 | Enhanced outdoor activities, i.e., walking paths, bike routes, etc | 5/6/2025 2:16 PM |
| 95 | Better quality help | 5/6/2025 2:09 PM |
| 96 | More hiking trails | 5/6/2025 2:00 PM |
| 97 | More resources | 5/6/2025 1:53 PM |
| 98 | 27 | 5/4/2025 7:13 PM |
| 99 | More resources- housing, dental, etc | 5/4/2025 7:40 AM |
| 100 | happy | 5/3/2025 7:49 PM |
| 101 | happy | 5/3/2025 7:46 PM |
| 102 | happy | 5/3/2025 7:46 PM |
| 103 | happy | 5/3/2025 7:46 PM |
| 104 | happy | 5/3/2025 7:45 PM |
| 105 | happy | 5/3/2025 7:45 PM |
| 106 | happy | 5/3/2025 7:45 PM |
| 107 | happy | 5/3/2025 7:44 PM |
| 108 | happy | 5/3/2025 7:44 PM |
| 109 | happy | 5/3/2025 7:44 PM |
| 110 | happy | 5/3/2025 7:43 PM |
| 111 | happy | 5/3/2025 7:43 PM |
| 112 | happy | 5/3/2025 7:43 PM |
| 113 | happy | 5/3/2025 7:43 PM |
| 114 | happy | 5/3/2025 7:42 PM |
| 115 | happy | 5/3/2025 7:42 PM |
| 116 | happy | 5/3/2025 7:42 PM |
| 117 | happy | 5/3/2025 7:41 PM |
| 118 | happy | 5/3/2025 7:41 PM |
| 119 | happy | 5/3/2025 7:41 PM |
| 120 | happy | 5/3/2025 7:41 PM |
| 121 | happy | 5/3/2025 7:41 PM |
| 122 | happy | 5/3/2025 7:40 PM |
| 123 | happy | 5/3/2025 7:40 PM |
| 124 | happy | 5/3/2025 7:40 PM |
| 125 | happy | 5/3/2025 7:40 PM |
| 126 | happy | 5/3/2025 7:39 PM |
| 127 | happy | 5/3/2025 7:38 PM |
| 128 | happy | 5/3/2025 7:38 PM |
| 129 | happy | 5/3/2025 7:38 PM |
| 130 | happy | 5/3/2025 7:38 PM |

2025 Harney County Community Health Needs Assessment

| | | |
|-----|---|-------------------|
| 435 | happy | 5/3/2025 6:11 PM |
| 436 | happy | 5/3/2025 6:11 PM |
| 437 | More mental health resources More at home care resources | 5/3/2025 8:58 AM |
| 438 | happy | 5/3/2025 7:54 AM |
| 439 | More activities especially in winter | 5/2/2025 10:25 AM |
| 440 | More specialized doctors so we don't have to travel so far for treatment. | 5/1/2025 8:31 PM |
| 441 | More affordable groceries not just for those on OHP or "low income" | 5/1/2025 5:58 PM |
| 442 | Information | 5/1/2025 4:01 PM |

Q4 If you have gone without needed healthcare anytime within the last 6 months, what were the reasons why? Check all that apply. If you have not gone without needed healthcare in the last 6 months, check "not applicable."

Answered: 460 Skipped: 1

| ANSWER CHOICES | RESPONSES | |
|---|-----------|-----|
| Not applicable (N/A) | 14.35% | 66 |
| It cost too much. | 7.83% | 36 |
| I didn't have insurance. | 2.61% | 12 |
| I didn't know where to go to get care. | 75.00% | 345 |
| The doctor wouldn't take my insurance. | 1.96% | 9 |
| I couldn't get the appointment quickly enough. | 76.09% | 350 |
| The office wasn't open when I could go. | 2.17% | 10 |
| I didn't have childcare. | 1.09% | 5 |
| I didn't have transportation. | 74.57% | 343 |
| I don't like to go to the doctor's office. | 75.22% | 346 |
| There aren't any local providers for the care I need. | 76.52% | 352 |
| I was concerned about privacy/confidentiality. | 2.17% | 10 |
| I was worried about stigma/shame/embarrassment. | 74.78% | 344 |
| Total Respondents: 460 | | |

Q5 In the past 6 months, have you received healthcare services outside of Harney County? If so, why? Check all that apply. If not, check "not applicable."

Answered: 457 Skipped: 4

| ANSWER CHOICES | RESPONSES | |
|---|-----------|-----|
| Not applicable (N/A) | 81.62% | 373 |
| I couldn't get an appointment locally. | 3.50% | 16 |
| I couldn't see a specialist locally. | 10.28% | 47 |
| I was concerned about confidentiality/privacy. | 3.50% | 16 |
| I was concerned about the quality of care that I would receive locally. | 3.72% | 17 |
| I was referred to services outside of Harney County. | 8.97% | 41 |
| I had insurance issues. | 1.97% | 9 |
| Total Respondents: 457 | | |

Q6 What services would you like to be offered locally?

Answered: 431 Skipped: 30

note: The word "cheerful" was submitted for responses 89-425. We believe these answers were submitted by chatbots. Some of these responses were deleted for the sake of brevity.

| # | RESPONSES | DATE |
|----|--|-------------------|
| 1 | More dental options | 6/9/2025 12:55 PM |
| 2 | ortho, dermatologist | 6/9/2025 12:48 PM |
| 3 | Affordable eye care that take insurance | 6/9/2025 12:44 PM |
| 4 | Affordable dental and eye care | 6/9/2025 12:40 PM |
| 5 | ENT, Marriage and family therapy | 6/9/2025 12:34 PM |
| 6 | Dental care and help for the homeless | 6/9/2025 12:30 PM |
| 7 | More providers and specialty doctors (heart, cancer, in patient) | 6/9/2025 12:25 PM |
| 8 | Specialty doctors | 6/9/2025 11:36 AM |
| 9 | Eye doctor | 6/9/2025 11:22 AM |
| 10 | Dialysis | 6/9/2025 10:22 AM |
| 11 | Dialysis services | 6/9/2025 10:13 AM |
| 12 | Acupuncture, herbalist | 6/9/2025 10:01 AM |
| 13 | More eye, dental, and ENT care. | 6/9/2025 9:56 AM |
| 14 | Real eye doctors, not just someone that can do eye exams and sell glasses and calls themself a doctor when they are not a doctor. | 6/4/2025 11:43 AM |
| 15 | Dental | 6/3/2025 4:38 PM |
| 16 | Walk in clinic/urgent care | 6/2/2025 9:14 PM |
| 17 | I think there are many services that are offered locally already, some things just aren't going to be available. | 6/2/2025 5:12 PM |
| 18 | Gastroenterologist Endocrinologist | 6/2/2025 4:17 PM |
| 19 | Hmm? | 6/2/2025 3:49 PM |
| 20 | a dental office that accepts private insurance and EOCCO | 6/2/2025 3:32 PM |
| 21 | Orthopedics for the upper body, ophthalmology, support for isolated adults, a hospice "house", dementia daycare with caregiver support/respite, exercise for older adults in their own space including a year-round pool, (or County negotiated and supported access on a weekly basis to an indoor pool at a motel) | 6/2/2025 2:59 PM |
| 22 | I see a need for our aging population. A service to assist elders with grocery shopping, household chores, etc. would fill a need. | 6/2/2025 2:07 PM |
| 23 | Specialty and dental | 6/2/2025 2:04 PM |
| 24 | We have many services, however under St. Charles, the importance of quality is bad. Slow response, poor quality doctors that encourage the treatment of symptoms and not correcting the problem. | 6/2/2025 1:59 PM |
| 25 | Eye Doctor that takes my insurance! Fertility clinic. | 6/2/2025 1:59 PM |
| 26 | More dental | 6/2/2025 12:36 PM |
| 27 | pediatric dental, and neurology needs | 6/2/2025 11:54 AM |
| 28 | . | 6/2/2025 11:48 AM |

2025 Harney County Community Health Needs Assessment

| | | |
|----|---|--------------------|
| 29 | none at this time | 6/2/2025 11:38 AM |
| 30 | specialty fertility care and reproductive care | 6/2/2025 11:19 AM |
| 31 | more dental choices | 6/2/2025 11:11 AM |
| 32 | Dialysis | 6/2/2025 10:54 AM |
| 33 | dental, orthodontic | 6/2/2025 10:47 AM |
| 34 | Womans health/menopause care specialty access to mental health that does not go through symmetry care | 6/2/2025 10:38 AM |
| 35 | more dental providers , another eye care provider | 6/2/2025 10:36 AM |
| 36 | Mental health services | 6/2/2025 10:35 AM |
| 37 | Endocrinology | 6/2/2025 10:35 AM |
| 38 | Better dental care of eocco patients | 6/2/2025 10:33 AM |
| 39 | More dental options | 6/2/2025 10:33 AM |
| 40 | definitely dental services for children | 6/2/2025 10:29 AM |
| 41 | Being able to see a Doctor on Saturday when myself or a kid is sick so I don't have to use the ER. | 5/30/2025 1:23 PM |
| 42 | Not sure | 5/30/2025 12:57 PM |
| 43 | Pediatric occupational therapy. Speech language therapy. Orthodontist. | 5/30/2025 8:50 AM |
| 44 | More adult recreation | 5/29/2025 2:31 PM |
| 45 | N/a | 5/29/2025 2:21 PM |
| 46 | Eye care and better dental options | 5/28/2025 9:57 AM |
| 47 | Hearing aids, cheaper vision options | 5/23/2025 4:46 AM |
| 48 | Quality services, feel like many of the providers graduated low in their class. Also would like more services. | 5/21/2025 12:37 PM |
| 49 | Vision and dental availability in less than a 3month span. | 5/20/2025 10:24 AM |
| 50 | Neurology | 5/20/2025 9:05 AM |
| 51 | Does it matter? We don't get quality doctors here | 5/18/2025 2:37 PM |
| 52 | More specialties. | 5/16/2025 12:46 PM |
| 53 | Urologist, more eye care | 5/16/2025 10:35 AM |
| 54 | More vision care, more options for mental health providers | 5/15/2025 8:27 PM |
| 55 | More options for dentists and vision. | 5/15/2025 12:33 PM |
| 56 | More access to dentists and optometrist | 5/15/2025 11:28 AM |
| 57 | Different dental practices | 5/15/2025 5:07 AM |
| 58 | I'm not sure | 5/14/2025 9:23 PM |
| 59 | N/A | 5/14/2025 8:17 PM |
| 60 | My insurance does not cover dental services in Harney County and I've had to travel to Bend in the past for dental services. I would like to see more organized adult sports, community events, and opportunities for engagement outside of what limited offerings are available. | 5/14/2025 6:48 PM |
| 61 | ? | 5/14/2025 4:10 PM |
| 62 | More surgeons do not such a long wait time. | 5/14/2025 2:47 PM |
| 63 | More vision, dental and mental health. | 5/14/2025 2:21 PM |

2025 Harney County Community Health Needs Assessment

| | | |
|----|--|--------------------|
| 64 | I | 5/14/2025 1:18 PM |
| 65 | More dental options | 5/14/2025 12:45 PM |
| 66 | More dentists and more eye doctors. Our current eye doctor doesn't accept my insurance | 5/14/2025 12:04 PM |
| 67 | Cardiologist | 5/14/2025 11:14 AM |
| 68 | Chemotherapy infusions | 5/14/2025 11:10 AM |
| 69 | N/a | 5/14/2025 10:45 AM |
| 70 | Confident care. Everything has to be looked at outside of the area before we have an idea of what is going on. At this point we might as well travel out of the area for care. | 5/14/2025 9:29 AM |
| 71 | More specialists | 5/14/2025 7:38 AM |
| 72 | All | 5/13/2025 6:23 PM |
| 73 | I like that specialists occasionally come to Burns to provide care. I would like to have cataract surgery performed locally. | 5/13/2025 7:49 AM |
| 74 | Eye exams to receive a prescription that can be taken online maybe? Groups for those wanting holistic options? | 5/13/2025 7:44 AM |
| 75 | Good mental health. Chiropractor that takes my insurance | 5/12/2025 7:29 PM |
| 76 | More mental health options specializing in children and families | 5/12/2025 7:13 PM |
| 77 | Planned Parenthood or a female gynecologist who is not a co-worker. Pediatric dental clinic who takes OHP. Oncologist who visits more than every 3 months. A health food store. Prenatal education not by a patient's provider. Prenatal and postpartum doula services. A hospital OB coordinator who would support staff and patients during nights and weekends. | 5/12/2025 3:56 PM |
| 78 | Dentist and eye doctor that take Oregon health plan | 5/12/2025 2:56 PM |
| 79 | Cardiac, dentistry | 5/8/2025 7:05 PM |
| 80 | Dentist that accepts OHP and is taking new patients | 5/8/2025 1:52 PM |
| 81 | Better general practitioners, better substance and mental programs | 5/8/2025 10:27 AM |
| 82 | Classes on healthy lifestyle & weight loss; classes on living with diabetes or depression, things people could do differently to combat those issues. | 5/7/2025 12:36 PM |
| 83 | More eye care, more mental health, more dental care | 5/6/2025 2:57 PM |
| 84 | Cardiology, enhanced behavioral health, dentist | 5/6/2025 2:16 PM |
| 85 | None we have every thing | 5/6/2025 2:09 PM |
| 86 | N/A | 5/6/2025 1:53 PM |
| 87 | 21 | 5/4/2025 7:13 PM |
| 88 | Dental, occupational therapy | 5/4/2025 7:40 AM |
| 89 | cheerful | 5/3/2025 7:49 PM |
| 90 | cheerful | 5/3/2025 7:46 PM |
| 91 | cheerful | 5/3/2025 7:46 PM |
| 92 | cheerful | 5/3/2025 7:46 PM |
| 93 | cheerful | 5/3/2025 7:45 PM |
| 94 | cheerful | 5/3/2025 7:45 PM |
| 95 | cheerful | 5/3/2025 7:45 PM |
| 96 | cheerful | 5/3/2025 7:44 PM |
| 97 | cheerful | 5/3/2025 7:44 PM |

2025 Harney County Community Health Needs Assessment

| | | |
|-----|--|-------------------|
| 402 | cheerful | 5/3/2025 6:18 PM |
| 403 | cheerful | 5/3/2025 6:18 PM |
| 404 | cheerful | 5/3/2025 6:18 PM |
| 405 | cheerful | 5/3/2025 6:17 PM |
| 406 | cheerful | 5/3/2025 6:17 PM |
| 407 | cheerful | 5/3/2025 6:17 PM |
| 408 | cheerful | 5/3/2025 6:16 PM |
| 409 | cheerful | 5/3/2025 6:16 PM |
| 410 | cheerful | 5/3/2025 6:16 PM |
| 411 | cheerful | 5/3/2025 6:15 PM |
| 412 | cheerful | 5/3/2025 6:15 PM |
| 413 | cheerful | 5/3/2025 6:15 PM |
| 414 | cheerful | 5/3/2025 6:15 PM |
| 415 | cheerful | 5/3/2025 6:14 PM |
| 416 | cheerful | 5/3/2025 6:14 PM |
| 417 | cheerful | 5/3/2025 6:14 PM |
| 418 | cheerful | 5/3/2025 6:14 PM |
| 419 | cheerful | 5/3/2025 6:13 PM |
| 420 | cheerful | 5/3/2025 6:13 PM |
| 421 | cheerful | 5/3/2025 6:13 PM |
| 422 | cheerful | 5/3/2025 6:11 PM |
| 423 | cheerful | 5/3/2025 6:11 PM |
| 424 | cheerful | 5/3/2025 6:11 PM |
| 425 | cheerful | 5/3/2025 6:11 PM |
| 426 | Better dental and less expensive eye doctors | 5/3/2025 8:58 AM |
| 427 | cheerful | 5/3/2025 7:54 AM |
| 428 | More pharmacies and eye care | 5/2/2025 10:25 AM |
| 429 | Radiation treatments | 5/1/2025 8:31 PM |
| 430 | More options for eye care | 5/1/2025 5:58 PM |
| 431 | More drs | 5/1/2025 4:01 PM |

Q7 If you feel like you need to seek out mental health or addiction services, but haven't done so yet, what is stopping you? Check all that apply. If this question does not apply to you, check "not applicable."

Answered: 461 Skipped: 0

| ANSWER CHOICES | RESPONSES | |
|---|-----------|-----|
| Other (please specify) | 76.36% | 352 |
| I am worried about stigma/shame/embarrassment. | 74.84% | 345 |
| I don't have insurance or I don't think care will be covered by my insurance. | 73.97% | 341 |
| Not applicable (N/A) | 17.79% | 82 |
| I am concerned about privacy/confidentiality. | 5.21% | 24 |
| I don't know where to go for care. | 1.74% | 8 |
| Total Respondents: 461 | | |

Q8 What is the biggest mental health or addiction issue that you see in this community?

Answered: 455 Skipped: 6

| ANSWER CHOICES | RESPONSES | |
|--|-----------|-----|
| Depression and suicide | 1.76% | 8 |
| Drug addiction/substance abuse | 20.22% | 92 |
| Social conflicts | 74.51% | 339 |
| Isolation/disconnection from social supports | 1.76% | 8 |
| Stress/anxiety | 1.76% | 8 |
| TOTAL | | 455 |

Q9 What stressors do you see in this community that contribute to problems with physical or mental health? Check all that apply.

Answered: 460 Skipped: 1

| ANSWER CHOICES | RESPONSES | |
|--|-----------|-----|
| Unemployment or underemployment (not enough hours, pay, or benefits) | 14.57% | 67 |
| Substance abuse | 94.57% | 435 |
| Small-town dynamics (gossip, bias, social conflicts, etc.) | 15.87% | 73 |
| Isolation | 80.65% | 371 |
| Caregiver burnout | 5.00% | 23 |
| Total Respondents: 460 | | |

* ; 991: @
 ž ; @1: ; A34 6. ?
 ~ 8; 4- >0 @ /4; ; ?1 ; : 1 -: ?C 1>
 ž ; @1: ; A34 @ 0; 2 >?; /5 88
 † - /7; 2- . 58 @ /; <1 C 54 ?@1??; >
 † ; ??5 1?<1/5 88 . -OC 545 ` A> ? " - 5 @ &>5 1

Q10 In the last 6 months, have you been houseless for any amount of time? (Some examples of being houseless include couch surfing as well as living in a tent, vehicle, shelter, or place without running water.)

Answered: 121 Skipped: 340

| ANSWER CHOICES | RESPONSES | |
|----------------|-----------|-----|
| Yes | 5.79% | 7 |
| No | 94.21% | 114 |
| TOTAL | | 121 |

Q11 When you are seeking healthcare, how likely are you to consider Harney District Hospital and its affiliated clinics?

Answered: 122 Skipped: 339

| ANSWER CHOICES | RESPONSES | |
|-----------------------------|-----------|-----|
| Very likely | 53.28% | 65 |
| Likely | 30.33% | 37 |
| Neither likely nor unlikely | 5.74% | 7 |
| Unlikely | 6.56% | 8 |
| Very unlikely | 4.10% | 5 |
| TOTAL | | 122 |

Q12 What factors influenced your ranking in Question 11?

Answered: 447 Skipped: 14

Note: The word "hopeful" was submitted for responses 104-440. We believe these answers were submitted by chatbots. Some of these responses were deleted for the sake of brevity.

| # | RESPONSES | DATE |
|----|--|-------------------|
| 1 | It has the most diverse care, and I don't really care for some of the providers at the other clinics. | 6/9/2025 12:55 PM |
| 2 | It's the only one here. | 6/9/2025 12:48 PM |
| 3 | Experience | 6/9/2025 12:44 PM |
| 4 | Good past experience. | 6/9/2025 12:34 PM |
| 5 | Too unprofessional | 6/9/2025 12:30 PM |
| 6 | Just the time frame to get a certain test done. I've never used the clinics. | 6/9/2025 12:25 PM |
| 7 | It's the only hospital available for me. | 6/9/2025 11:41 AM |
| 8 | 8 | 6/9/2025 11:36 AM |
| 9 | I have found a physician I like who is easier to get an appointment with. I got to Bend for anything serious. | 6/9/2025 11:22 AM |
| 10 | What my doctor recommends | 6/9/2025 10:22 AM |
| 11 | I live in Burns, and there is no one else in town to go to. | 6/9/2025 10:18 AM |
| 12 | I have had positive experiences and professional, great care. | 6/9/2025 10:13 AM |
| 13 | Location | 6/9/2025 10:01 AM |
| 14 | Too many problems occurring after surgeries | 6/9/2025 9:56 AM |
| 15 | Care providers do not stay working for HDH for very long. | 6/4/2025 11:43 AM |
| 16 | Have have a referral from HDH first | 6/3/2025 4:38 PM |
| 17 | Our local healthcare is fine. | 6/3/2025 11:16 AM |
| 18 | I do not want to drive out of town. | 6/3/2025 7:56 AM |
| 19 | Proximity. If I need a specialist I will go out of town though | 6/2/2025 9:14 PM |
| 20 | Unless for and ER visit or needing x-rays, Theres only one other option, being the health department. I worked with many different doctors in the hospital for numerous things and have never gotten solution until I went to the health department. | 6/2/2025 5:23 PM |
| 21 | Where my primary care doctor is already, the care I know the providers give. | 6/2/2025 5:12 PM |
| 22 | Good doctors | 6/2/2025 4:17 PM |
| 23 | Only option in town | 6/2/2025 3:49 PM |
| 24 | my PCP is here in town | 6/2/2025 3:32 PM |
| 25 | Distance, accessibility, the comfort a more personal approach, sometimes affordability | 6/2/2025 2:59 PM |
| 26 | Very accessible, several very knowledgeable and well educated people, including doctors & nurses are employed there and have been there for several years. | 6/2/2025 2:49 PM |
| 27 | past experiences | 6/2/2025 2:23 PM |
| 28 | Ease, no travel | 6/2/2025 2:07 PM |
| 29 | Clinic and Hospital Culture | 6/2/2025 2:06 PM |
| 30 | NA | 6/2/2025 2:04 PM |

2025 Harney County Community Health Needs Assessment

| | | |
|----|--|--------------------|
| 31 | Lack of confidence in ER providers actually caring what is going on with you or your family. Feeling like pills are being pushed instead of solving what the actual problem is. | 6/2/2025 2:00 PM |
| 32 | Professionalism and quality of doctors available/on staff. | 6/2/2025 1:59 PM |
| 33 | Small town! | 6/2/2025 1:59 PM |
| 34 | Personal | 6/2/2025 12:36 PM |
| 35 | I did seek assistance only when absolutely needed. | 6/2/2025 11:54 AM |
| 36 | lack of privacy/confidentiality due to it being such a small town | 6/2/2025 11:48 AM |
| 37 | Always a great experience and excellent care. | 6/2/2025 11:38 AM |
| 38 | some providers seem rushed, aren't thorough, and do not seem genuine, and others are great. | 6/2/2025 11:19 AM |
| 39 | its where i work and my insurance is from here | 6/2/2025 11:11 AM |
| 40 | Proximity | 6/2/2025 11:03 AM |
| 41 | I have received very good healthcare at the hospital | 6/2/2025 10:56 AM |
| 42 | Previously established care with another provider elsewhere that I would stay with | 6/2/2025 10:54 AM |
| 43 | I like the providers | 6/2/2025 10:47 AM |
| 44 | Confidentiality | 6/2/2025 10:40 AM |
| 45 | caring staff | 6/2/2025 10:38 AM |
| 46 | close to home. Employees are kind and are familiar faces | 6/2/2025 10:38 AM |
| 47 | have gotten care here already | 6/2/2025 10:36 AM |
| 48 | Having people who care about your well being | 6/2/2025 10:35 AM |
| 49 | . | 6/2/2025 10:35 AM |
| 50 | The lack of privacy and professionalism of several people that like to gossip. | 6/2/2025 10:33 AM |
| 51 | I believe that HDH has excellent doctors and staff. | 6/2/2025 10:33 AM |
| 52 | due to the poor treatment of Emergency room Staff Dr. Clark has always treated me very disrespectfully. I am Native American and the few times that I had a visit he stereotypes me as an alcoholic which my sickness was not cause due to alcoholism. | 6/2/2025 10:29 AM |
| 53 | I like the Doctors. | 5/30/2025 1:23 PM |
| 54 | Likely because of convenience and I do feel they provide good care. Not "very likely" because there are privacy issues | 5/30/2025 12:57 PM |
| 55 | HDH has very qualified health care providers. | 5/30/2025 8:50 AM |
| 56 | Only hospital in the area | 5/29/2025 2:31 PM |
| 57 | It's where I know to go. | 5/29/2025 2:21 PM |
| 58 | I know my providers and nurses. | 5/28/2025 9:57 AM |
| 59 | Confidentiality | 5/24/2025 8:00 AM |
| 60 | It's the only option I know of and I have received amazing care and doctors are high quality (Dr. Moore, Danyel Peters, Ty Volle). | 5/23/2025 4:46 AM |
| 61 | I feel the quality of care is bare minimum, Took many travelers, when the community has qualified professionals to take those jobs, medical facilities have just burned out professionals or treated them poorly. | 5/21/2025 12:37 PM |
| 62 | The Doctors at Harney are AMAZING!!!! | 5/20/2025 10:24 AM |
| 63 | Accessible | 5/20/2025 9:05 AM |
| 64 | Lack of quality care | 5/18/2025 2:37 PM |

2025 Harney County Community Health Needs Assessment

| | | |
|----|--|--------------------|
| 65 | The amount of specialties | 5/16/2025 12:46 PM |
| 66 | I already have a care provider at hdh | 5/16/2025 10:35 AM |
| 67 | I trust the providers here. | 5/15/2025 9:41 PM |
| 68 | Good providers and caring staff | 5/15/2025 8:27 PM |
| 69 | Knowing a lot of the staff and popem who work at HDH. | 5/15/2025 12:33 PM |
| 70 | It's the only local place, and they have done well in the past. | 5/15/2025 11:28 AM |
| 71 | Convenience and excellent care | 5/15/2025 5:07 AM |
| 72 | I think the local health care facilities have their pros and cons and depending on a persons specific likings I may recommend them locally or out side of our community. | 5/14/2025 9:23 PM |
| 73 | Location | 5/14/2025 8:17 PM |
| 74 | HDH is my only option locally for general healthcare, imaging, etc. I'm appreciative for the hospital being available in the county, but would be excited for more, additional services to be provided. | 5/14/2025 6:48 PM |
| 75 | I think it's all that's available here? And I like my doctor there, and had an excellent experience with the physical therapists. | 5/14/2025 4:10 PM |
| 76 | Happy with providers | 5/14/2025 2:47 PM |
| 77 | I think it's a great facility | 5/14/2025 2:21 PM |
| 78 | I have always had a good experience | 5/14/2025 1:18 PM |
| 79 | I've always been treated with top quality care. | 5/14/2025 12:45 PM |
| 80 | I have always received pretty good care | 5/14/2025 12:04 PM |
| 81 | Lack of specialized care | 5/14/2025 11:14 AM |
| 82 | We have some very good doctors | 5/14/2025 11:10 AM |
| 83 | If I am able to get in at a time that fits my schedule | 5/14/2025 10:45 AM |
| 84 | Confidence in the care received. Turn over. It's hard to get to know a doctor when with so much turn over. Feels like HC us a stepping stone into a career for doctors. Wish HCwas the career option. | 5/14/2025 9:29 AM |
| 85 | All | 5/13/2025 6:23 PM |
| 86 | being seen locally by quality providers | 5/13/2025 7:49 AM |
| 87 | I don't want to drive 2 hours for other options. | 5/13/2025 7:44 AM |
| 88 | I have seen them before. Have never had an issue with labs or imaging. My PCP is great! | 5/12/2025 7:29 PM |
| 89 | No complaints with services at hdh so far | 5/12/2025 7:13 PM |
| 90 | Availability of services, which doctor is working in the ER that day, previously my out of state insurance didn't cover HDH, not interested in having co-workers provide any personal medical care, lack of adequate training provided to OB nurses. | 5/12/2025 3:56 PM |
| 91 | History of good care at the hospital.. | 5/12/2025 2:56 PM |
| 92 | My history of receiving superlative care at HDH | 5/8/2025 7:05 PM |
| 93 | Not other options near by | 5/8/2025 1:52 PM |
| 94 | The Doctor's and staff are lacking and I hear employees talking about patient's personal information around town. | 5/8/2025 10:27 AM |
| 95 | Quality healthcare, good providers & friendly staff. Although there may be some privacy concerns because some providers have loose lips. | 5/7/2025 12:36 PM |
| 96 | Confidentiality, needed services not offered here | 5/6/2025 2:57 PM |

2025 Harney County Community Health Needs Assessment

| | | |
|-----|--|------------------|
| 97 | I know these people and they are good people | 5/6/2025 2:18 PM |
| 98 | Great local hospital | 5/6/2025 2:16 PM |
| 99 | Been going here for a long time | 5/6/2025 2:09 PM |
| 100 | I have had good experiences with them before. | 5/6/2025 2:00 PM |
| 101 | N/A | 5/6/2025 1:53 PM |
| 102 | 21 | 5/4/2025 7:13 PM |
| 103 | I enjoy the care myself and family have received from HDH so I trust their partners/referral clinics | 5/4/2025 7:40 AM |
| 104 | hopeful | 5/3/2025 7:49 PM |
| 105 | hopeful | 5/3/2025 7:46 PM |
| 106 | hopeful | 5/3/2025 7:46 PM |
| 107 | hopeful | 5/3/2025 7:46 PM |
| 108 | hopeful | 5/3/2025 7:45 PM |
| 109 | hopeful | 5/3/2025 7:45 PM |
| 110 | hopeful | 5/3/2025 7:45 PM |
| 111 | hopeful | 5/3/2025 7:44 PM |
| 112 | hopeful | 5/3/2025 7:44 PM |
| 113 | hopeful | 5/3/2025 7:44 PM |
| 114 | hopeful | 5/3/2025 7:43 PM |
| 115 | hopeful | 5/3/2025 7:43 PM |
| 116 | hopeful | 5/3/2025 7:43 PM |
| 117 | hopeful | 5/3/2025 7:43 PM |
| 118 | hopeful | 5/3/2025 7:42 PM |
| 119 | hopeful | 5/3/2025 7:42 PM |
| 120 | hopeful | 5/3/2025 7:42 PM |
| 121 | hopeful | 5/3/2025 7:41 PM |
| 122 | hopeful | 5/3/2025 7:41 PM |
| 123 | hopeful | 5/3/2025 7:41 PM |
| 124 | hopeful | 5/3/2025 7:41 PM |
| 125 | hopeful | 5/3/2025 7:41 PM |
| 126 | hopeful | 5/3/2025 7:40 PM |
| 127 | hopeful | 5/3/2025 7:40 PM |
| 128 | hopeful | 5/3/2025 7:40 PM |
| 129 | hopeful | 5/3/2025 7:40 PM |
| 130 | hopeful | 5/3/2025 7:39 PM |
| 131 | hopeful | 5/3/2025 7:38 PM |
| 132 | hopeful | 5/3/2025 7:38 PM |
| 133 | hopeful | 5/3/2025 7:38 PM |
| 134 | hopeful | 5/3/2025 7:38 PM |

2025 Harney County Community Health Needs Assessment

| | | |
|-----|---|-------------------|
| 439 | hopeful | 5/3/2025 6:11 PM |
| 440 | hopeful | 5/3/2025 6:11 PM |
| 441 | I work here, I trust our staff and believe they have the patients best interest in mind | 5/3/2025 8:58 AM |
| 442 | hopeful | 5/3/2025 7:54 AM |
| 443 | The providers treat you like family. | 5/2/2025 10:25 AM |
| 444 | Because I have a very good doctor here. | 5/1/2025 8:31 PM |
| 445 | My primary care is outside of HDH, but I receive other services through HDH | 5/1/2025 5:58 PM |
| 446 | Availability | 5/1/2025 4:01 PM |
| 447 | Everyone is helpful and caring | 5/1/2025 1:00 PM |

Q13 How likely are you to use support groups or health-education offerings?

Answered: 123 Skipped: 338

| ANSWER CHOICES | RESPONSES | |
|----------------------------|-----------|-----|
| Very likely | 11.38% | 14 |
| Likely | 21.95% | 27 |
| Neither likely or unlikely | 33.33% | 41 |
| Unlikely | 18.70% | 23 |
| Very unlikely | 14.63% | 18 |
| TOTAL | | 123 |

Q14 If you answered "likely" or "very likely," what groups or classes would you be interested in?

Answered: 391 Skipped: 70

Note: The word "ideal" was submitted for responses 51-387. We believe these answers were submitted by chatbots. Some of these responses were deleted for the sake of brevity.

| # | RESPONSES | DATE |
|----|--|--------------------|
| 1 | Nutrition. Yoga/Pilates. | 6/9/2025 12:55 PM |
| 2 | Nutrition, cooking classes, exercise groups | 6/9/2025 12:44 PM |
| 3 | Anything that promotes better health and helps us get better knowledge on health topics. | 6/9/2025 12:40 PM |
| 4 | Sleep help | 6/9/2025 12:34 PM |
| 5 | Classes about taking care of yourself and others. | 6/9/2025 11:41 AM |
| 6 | General caregiver skills | 6/9/2025 11:26 AM |
| 7 | All | 6/9/2025 9:56 AM |
| 8 | Not sure | 6/3/2025 4:38 PM |
| 9 | Herbal medicine hands on workshops | 6/2/2025 5:23 PM |
| 10 | Nutrition | 6/2/2025 4:17 PM |
| 11 | hobby classes for social support | 6/2/2025 3:32 PM |
| 12 | Mindfulness, stress management; nutrition; swimming or water-based exercise; structured walking opportunities; | 6/2/2025 2:59 PM |
| 13 | Ageing groups, exercise for seniors. | 6/2/2025 2:49 PM |
| 14 | NA | 6/2/2025 2:04 PM |
| 15 | Yoga, pilates, anything fitness related. | 6/2/2025 1:59 PM |
| 16 | N/a | 6/2/2025 12:36 PM |
| 17 | mothering classes aka parenting classes. dance for my kids. | 6/2/2025 11:54 AM |
| 18 | n/a | 6/2/2025 11:38 AM |
| 19 | n/a | 6/2/2025 11:19 AM |
| 20 | nutrition | 6/2/2025 11:11 AM |
| 21 | yoga, meditation | 6/2/2025 10:38 AM |
| 22 | diabetes management group- i want to know more about how to be healthier with my insulin | 6/2/2025 10:38 AM |
| 23 | mental health care | 6/2/2025 10:36 AM |
| 24 | Exercise and healthy eating. | 5/30/2025 1:23 PM |
| 25 | n/a | 5/30/2025 12:57 PM |
| 26 | Exercise group, mom's group, caregiver group. | 5/30/2025 8:50 AM |
| 27 | N/A | 5/29/2025 2:31 PM |
| 28 | Grief | 5/29/2025 2:21 PM |
| 29 | Nutrition or physical | 5/28/2025 9:57 AM |
| 30 | Chronic health Diabetes Obesity | 5/24/2025 8:00 AM |
| 31 | Cooking classes, health education, hobbies. | 5/23/2025 4:46 AM |

2025 Harney County Community Health Needs Assessment

| | | |
|----|--|--------------------|
| 32 | Cross training for other departments within the hospital to elevate patient care during staff shortages. | 5/20/2025 10:24 AM |
| 33 | None | 5/16/2025 12:46 PM |
| 34 | Health careers in general so I can see what I like and dislike. | 5/14/2025 9:23 PM |
| 35 | Nutrition/Meal prep | 5/14/2025 6:48 PM |
| 36 | Na | 5/14/2025 4:10 PM |
| 37 | Cancer survivor | 5/14/2025 2:47 PM |
| 38 | Healthy lifestyle | 5/14/2025 12:04 PM |
| 39 | Most all things having to do with health | 5/14/2025 10:45 AM |
| 40 | Weight loss | 5/14/2025 9:29 AM |
| 41 | Na | 5/13/2025 6:23 PM |
| 42 | cancer support group | 5/13/2025 7:49 AM |
| 43 | Lifestyle based diet groups. Holistic options. Adult physical activity groups. | 5/13/2025 7:44 AM |
| 44 | I previously attended cancer support groups and got what I needed at that time. I am interested in advanced health topics. | 5/12/2025 3:56 PM |
| 45 | N/A | 5/8/2025 1:52 PM |
| 46 | Lack of knowledge to run programs. The difference between what happens here and in other cities is pretty significant | 5/8/2025 10:27 AM |
| 47 | Weight loss and healthy habits class | 5/7/2025 12:36 PM |
| 48 | None | 5/6/2025 2:00 PM |
| 49 | 20 | 5/4/2025 7:13 PM |
| 50 | Mother/parenting, child age related | 5/4/2025 7:40 AM |
| 51 | ideal | 5/3/2025 7:49 PM |
| 52 | ideal | 5/3/2025 7:46 PM |
| 53 | ideal | 5/3/2025 7:46 PM |
| 54 | ideal | 5/3/2025 7:46 PM |
| 55 | ideal | 5/3/2025 7:45 PM |
| 56 | ideal | 5/3/2025 7:45 PM |
| 57 | ideal | 5/3/2025 7:45 PM |
| 58 | ideal | 5/3/2025 7:44 PM |
| 59 | ideal | 5/3/2025 7:44 PM |
| 60 | ideal | 5/3/2025 7:44 PM |
| 61 | ideal | 5/3/2025 7:43 PM |
| 62 | ideal | 5/3/2025 7:43 PM |
| 63 | ideal | 5/3/2025 7:43 PM |
| 64 | ideal | 5/3/2025 7:43 PM |
| 65 | ideal | 5/3/2025 7:42 PM |
| 66 | ideal | 5/3/2025 7:42 PM |
| 67 | ideal | 5/3/2025 7:42 PM |
| 68 | ideal | 5/3/2025 7:41 PM |

2025 Harney County Community Health Needs Assessment

| | | |
|-----|---|------------------|
| 373 | ideal | 5/3/2025 6:15 PM |
| 374 | ideal | 5/3/2025 6:15 PM |
| 375 | ideal | 5/3/2025 6:15 PM |
| 376 | ideal | 5/3/2025 6:15 PM |
| 377 | ideal | 5/3/2025 6:14 PM |
| 378 | ideal | 5/3/2025 6:14 PM |
| 379 | ideal | 5/3/2025 6:14 PM |
| 380 | ideal | 5/3/2025 6:14 PM |
| 381 | ideal | 5/3/2025 6:13 PM |
| 382 | ideal | 5/3/2025 6:13 PM |
| 383 | ideal | 5/3/2025 6:13 PM |
| 384 | ideal | 5/3/2025 6:11 PM |
| 385 | ideal | 5/3/2025 6:11 PM |
| 386 | ideal | 5/3/2025 6:11 PM |
| 387 | ideal | 5/3/2025 6:11 PM |
| 388 | N/A | 5/3/2025 8:58 AM |
| 389 | ideal | 5/3/2025 7:54 AM |
| 390 | I already go to CAN cancer support group. | 5/1/2025 8:31 PM |
| 391 | NA | 5/1/2025 5:58 PM |

Q15 In what zip code is your home located? Enter a 5-digit zip code (i.e. 97720):

Answered: 87 Skipped: 374

| # | RESPONSES | DATE |
|----|-----------|-------------------|
| 1 | 97720 | 6/9/2025 12:55 PM |
| 2 | 97738 | 6/9/2025 12:49 PM |
| 3 | 97720 | 6/9/2025 12:45 PM |
| 4 | 97720 | 6/9/2025 12:41 PM |
| 5 | 97720 | 6/9/2025 12:35 PM |
| 6 | 97720 | 6/9/2025 12:31 PM |
| 7 | 97720 | 6/9/2025 12:26 PM |
| 8 | 97720 | 6/9/2025 11:42 AM |
| 9 | 97738 | 6/9/2025 11:37 AM |
| 10 | 97720 | 6/9/2025 11:27 AM |
| 11 | 97720 | 6/9/2025 11:22 AM |
| 12 | 97720 | 6/9/2025 10:26 AM |
| 13 | 97720 | 6/9/2025 10:23 AM |
| 14 | 97720 | 6/9/2025 10:19 AM |
| 15 | 97720 | 6/9/2025 10:14 AM |
| 16 | 97720 | 6/9/2025 10:03 AM |
| 17 | 97720 | 6/9/2025 9:57 AM |
| 18 | 97720 | 6/4/2025 11:59 AM |
| 19 | 97720 | 6/4/2025 11:43 AM |
| 20 | 97738 | 6/3/2025 11:16 AM |
| 21 | 97720 | 6/3/2025 7:56 AM |
| 22 | 97720 | 6/2/2025 5:23 PM |
| 23 | 97720 | 6/2/2025 5:12 PM |
| 24 | Hines, OR | 6/2/2025 3:49 PM |
| 25 | 97738 | 6/2/2025 3:32 PM |
| 26 | 97738 | 6/2/2025 2:49 PM |
| 27 | 97720 | 6/2/2025 2:23 PM |
| 28 | 97738 | 6/2/2025 2:07 PM |
| 29 | 97738 | 6/2/2025 2:06 PM |
| 30 | 97720 | 6/2/2025 2:04 PM |
| 31 | 97738 | 6/2/2025 2:00 PM |

2025 Harney County Community Health Needs Assessment

| | | |
|----|-------------|--------------------|
| 32 | 97720 | 6/2/2025 1:59 PM |
| 33 | 97720 | 6/2/2025 1:59 PM |
| 34 | 97720 | 6/2/2025 11:54 AM |
| 35 | 97738 | 6/2/2025 11:48 AM |
| 36 | 97738 | 6/2/2025 11:43 AM |
| 37 | 97738 | 6/2/2025 11:38 AM |
| 38 | 97720 | 6/2/2025 11:19 AM |
| 39 | 97720 | 6/2/2025 11:11 AM |
| 40 | 97720 | 6/2/2025 11:03 AM |
| 41 | 97738 | 6/2/2025 10:56 AM |
| 42 | 97720 | 6/2/2025 10:54 AM |
| 43 | 97720 | 6/2/2025 10:47 AM |
| 44 | 97738 | 6/2/2025 10:45 AM |
| 45 | 97738 | 6/2/2025 10:41 AM |
| 46 | 97738 | 6/2/2025 10:40 AM |
| 47 | 97720 | 6/2/2025 10:38 AM |
| 48 | 97720 | 6/2/2025 10:36 AM |
| 49 | 97720 | 6/2/2025 10:35 AM |
| 50 | 97720 | 6/2/2025 10:35 AM |
| 51 | 97738 | 6/2/2025 10:33 AM |
| 52 | 97720 | 6/2/2025 10:33 AM |
| 53 | 97720 | 6/2/2025 10:29 AM |
| 54 | 97720 | 5/30/2025 1:23 PM |
| 55 | 97720 | 5/30/2025 12:57 PM |
| 56 | 97738 | 5/30/2025 8:50 AM |
| 57 | 75020 | 5/29/2025 2:21 PM |
| 58 | 97720 97720 | 5/28/2025 9:57 AM |
| 59 | 97720 | 5/24/2025 8:00 AM |
| 60 | 97720 | 5/23/2025 4:46 AM |
| 61 | 97720 | 5/16/2025 12:46 PM |
| 62 | 97738 | 5/15/2025 8:27 PM |
| 63 | 97738 | 5/15/2025 12:33 PM |
| 64 | 97720 | 5/14/2025 8:17 PM |
| 65 | 97720 | 5/14/2025 6:48 PM |
| 66 | 97738 | 5/14/2025 2:21 PM |
| 67 | 97720 | 5/13/2025 7:49 AM |
| 68 | 97720 | 5/13/2025 7:44 AM |
| 69 | 97720 | 5/12/2025 7:29 PM |

2025 Harney County Community Health Needs Assessment

| | | |
|----|-------|-------------------|
| 70 | 97738 | 5/12/2025 2:56 PM |
| 71 | 97738 | 5/9/2025 3:20 PM |
| 72 | 97720 | 5/8/2025 7:05 PM |
| 73 | 97720 | 5/8/2025 10:27 AM |
| 74 | 97720 | 5/7/2025 12:36 PM |
| 75 | 97720 | 5/6/2025 2:57 PM |
| 76 | 97720 | 5/6/2025 2:16 PM |
| 77 | 97720 | 5/6/2025 2:09 PM |
| 78 | 97720 | 5/6/2025 2:00 PM |
| 79 | 97720 | 5/4/2025 7:40 AM |
| 80 | 90001 | 5/3/2025 7:54 AM |
| 81 | 97720 | 5/1/2025 8:31 PM |
| 82 | 97720 | 5/1/2025 5:58 PM |
| 83 | 97720 | 5/1/2025 4:01 PM |
| 84 | 97720 | 5/1/2025 1:47 PM |
| 85 | 97720 | 5/1/2025 1:00 PM |
| 86 | 97720 | 5/1/2025 12:36 PM |
| 87 | 90001 | 5/1/2025 10:28 AM |

Q16 How long have you been a resident of Harney County?

Answered: 88 Skipped: 373

| # | RESPONSES | DATE |
|----|----------------------|-------------------|
| 1 | 26 years | 6/9/2025 12:55 PM |
| 2 | 21 years | 6/9/2025 12:49 PM |
| 3 | 4 years | 6/9/2025 12:45 PM |
| 4 | 5 years | 6/9/2025 12:41 PM |
| 5 | 18 years | 6/9/2025 12:35 PM |
| 6 | 45 years | 6/9/2025 12:31 PM |
| 7 | 6 months | 6/9/2025 12:26 PM |
| 8 | 5 months | 6/9/2025 11:42 AM |
| 9 | 1 year | 6/9/2025 11:37 AM |
| 10 | 40 years | 6/9/2025 11:27 AM |
| 11 | 20 years | 6/9/2025 11:22 AM |
| 12 | 10 months | 6/9/2025 10:26 AM |
| 13 | 30 years | 6/9/2025 10:23 AM |
| 14 | 50 years | 6/9/2025 10:19 AM |
| 15 | 35 years | 6/9/2025 10:14 AM |
| 16 | 5 years and 5 months | 6/9/2025 10:03 AM |
| 17 | 20 years | 6/9/2025 9:57 AM |
| 18 | 14 years | 6/4/2025 11:59 AM |
| 19 | 55 years | 6/4/2025 11:43 AM |
| 20 | 65 years | 6/3/2025 11:16 AM |
| 21 | 30 yrs | 6/3/2025 7:56 AM |
| 22 | 24 years | 6/2/2025 5:23 PM |
| 23 | 9 years | 6/2/2025 5:12 PM |
| 24 | months | 6/2/2025 3:49 PM |
| 25 | 30 years | 6/2/2025 3:32 PM |
| 26 | 30 years | 6/2/2025 2:49 PM |
| 27 | 27yrs | 6/2/2025 2:23 PM |
| 28 | 55 | 6/2/2025 2:07 PM |
| 29 | OR | 6/2/2025 2:06 PM |
| 30 | 5 years | 6/2/2025 2:04 PM |
| 31 | 37 years | 6/2/2025 2:00 PM |
| 32 | 20+ | 6/2/2025 1:59 PM |
| 33 | 2 years | 6/2/2025 1:59 PM |

2025 Harney County Community Health Needs Assessment

| | | |
|----|-----------------|--------------------|
| 34 | 9 years | 6/2/2025 11:54 AM |
| 35 | 48 years | 6/2/2025 11:48 AM |
| 36 | 9 months | 6/2/2025 11:43 AM |
| 37 | 45 years | 6/2/2025 11:38 AM |
| 38 | 6 years | 6/2/2025 11:25 AM |
| 39 | 3 years | 6/2/2025 11:19 AM |
| 40 | 20 | 6/2/2025 11:11 AM |
| 41 | 38 years | 6/2/2025 11:03 AM |
| 42 | 19 years | 6/2/2025 10:56 AM |
| 43 | 6 months | 6/2/2025 10:54 AM |
| 44 | 2 yrs | 6/2/2025 10:47 AM |
| 45 | 5 years | 6/2/2025 10:45 AM |
| 46 | 8 years | 6/2/2025 10:41 AM |
| 47 | 50+ years | 6/2/2025 10:40 AM |
| 48 | 16 years | 6/2/2025 10:38 AM |
| 49 | 20 yrs | 6/2/2025 10:36 AM |
| 50 | 18 years | 6/2/2025 10:35 AM |
| 51 | 5.5 years | 6/2/2025 10:35 AM |
| 52 | 13yrs | 6/2/2025 10:33 AM |
| 53 | 40 years | 6/2/2025 10:33 AM |
| 54 | 37 years | 6/2/2025 10:29 AM |
| 55 | 36 years | 5/30/2025 1:23 PM |
| 56 | 2 years | 5/30/2025 12:57 PM |
| 57 | 38 years | 5/30/2025 8:50 AM |
| 58 | A couple weeks | 5/29/2025 2:21 PM |
| 59 | 38 years | 5/28/2025 9:57 AM |
| 60 | 35 years | 5/24/2025 8:00 AM |
| 61 | 6 years | 5/23/2025 4:46 AM |
| 62 | 20 years | 5/16/2025 12:46 PM |
| 63 | 43 years | 5/15/2025 8:27 PM |
| 64 | About 3-4 years | 5/15/2025 12:33 PM |
| 65 | 10 years | 5/14/2025 8:17 PM |
| 66 | 1 year | 5/14/2025 6:48 PM |
| 67 | 20 years | 5/14/2025 2:21 PM |
| 68 | 40+ years | 5/13/2025 7:49 AM |
| 69 | 26+ yrs | 5/13/2025 7:44 AM |
| 70 | Almost 1 year | 5/12/2025 7:29 PM |
| 71 | 27 years | 5/12/2025 2:56 PM |

2025 Harney County Community Health Needs Assessment

| | | |
|----|-------------------------|-------------------|
| 72 | 16 years | 5/9/2025 3:20 PM |
| 73 | 25 yrs | 5/8/2025 7:05 PM |
| 74 | 12 | 5/8/2025 10:27 AM |
| 75 | 17 years | 5/7/2025 12:36 PM |
| 76 | 5 years | 5/6/2025 2:57 PM |
| 77 | 10 months | 5/6/2025 2:16 PM |
| 78 | 25 years | 5/6/2025 2:09 PM |
| 79 | My whole life, 23 years | 5/6/2025 2:00 PM |
| 80 | 23 years | 5/4/2025 7:40 AM |
| 81 | 30 | 5/3/2025 7:54 AM |
| 82 | 24 years | 5/1/2025 8:31 PM |
| 83 | 21 years | 5/1/2025 5:58 PM |
| 84 | 1 month | 5/1/2025 4:01 PM |
| 85 | 18 years | 5/1/2025 1:47 PM |
| 86 | 4 years | 5/1/2025 1:00 PM |
| 87 | 30 plus years | 5/1/2025 12:36 PM |
| 88 | 17 | 5/1/2025 10:28 AM |

Q17 How would you describe your race or ethnic identity? Please check ALL that apply.

Answered: 85 Skipped: 376

| ANSWER CHOICES | RESPONSES | |
|----------------------------------|-----------|----|
| American Indian or Alaska Native | 9.41% | 8 |
| Asian | 0.00% | 0 |
| Black or African American | 1.18% | 1 |
| Hispanic or Latinx | 5.88% | 5 |
| Middle Eastern or North African | 0.00% | 0 |
| White | 89.41% | 76 |
| Another race or ethnic identity | 2.35% | 2 |
| Total Respondents: 85 | | |

Q18 Which age category do you belong to?

Answered: 87 Skipped: 374

| ANSWER CHOICES | RESPONSES | |
|-----------------|-----------|----|
| Younger than 18 | 0.00% | 0 |
| 18-20 years old | 1.15% | 1 |
| 21-29 years old | 14.94% | 13 |
| 30-39 years old | 18.39% | 16 |
| 40-49 years old | 14.94% | 13 |
| 50-64 years old | 37.93% | 33 |
| 65-79 years old | 11.49% | 10 |
| 80 and older | 1.15% | 1 |
| TOTAL | | 87 |

Q19 What is your gender identity?

Answered: 85 Skipped: 376

| ANSWER CHOICES | RESPONSES | |
|------------------------|-----------|----|
| Male | 12.94% | 11 |
| Female | 87.06% | 74 |
| Non-binary | 0.00% | 0 |
| Other (please specify) | 0.00% | 0 |
| TOTAL | | 85 |

Q20 Do you identify has LGBTQ+ or two-spirit?

Answered: 83 Skipped: 378

| ANSWER CHOICES | RESPONSES | |
|----------------|-----------|----|
| Yes | 6.02% | 5 |
| No | 93.98% | 78 |
| TOTAL | | 83 |

Q21 What is your health insurance status? Check all that apply.

Answered: 88 Skipped: 373

| ANSWER CHOICES | RESPONSES | |
|--|-----------|----|
| I don't have health insurance. | 3.41% | 3 |
| I'm on the Oregon Health Plan (OHP)/Medicaid. | 12.50% | 11 |
| I have Medicare. | 17.05% | 15 |
| I'm insured through my employer or family member's employer. | 70.45% | 62 |
| I have a private plan that I pay for myself. | 7.95% | 7 |
| I have insurance through the Veteran's Administration (VA). | 0.00% | 0 |
| I don't know. | 0.00% | 0 |
| Other (please specify): | 4.55% | 4 |
| Total Respondents: 88 | | |

Q22 What is your current employment status?

Answered: 86 Skipped: 375

| ANSWER CHOICES | RESPONSES | |
|---------------------|-----------|----|
| Employed, full time | 70.93% | 61 |
| Employed, part time | 10.47% | 9 |
| Self-employed | 3.49% | 3 |
| Unemployed | 3.49% | 3 |
| Retired | 9.30% | 8 |
| Disabled | 2.33% | 2 |
| TOTAL | | 86 |

Q23 What is the highest level of education that you have completed?

Answered: 88 Skipped: 373

| ANSWER CHOICES | RESPONSES | |
|--------------------------------------|-----------|----|
| Less than high school | 3.41% | 3 |
| High school diploma or GED | 35.23% | 31 |
| Vocational training or 2-year degree | 23.86% | 21 |
| A 4-year college degree or more | 37.50% | 33 |
| TOTAL | | 88 |

Q24 What was your gross household income (before taxes and deductions) for last year (2024)? Your best guess is fine.

Answered: 115 Skipped: 346

| ANSWER CHOICES | RESPONSES | |
|----------------------|-----------|-----|
| Less than \$10,000 | 4.35% | 5 |
| \$10,000 to \$14,999 | 0.87% | 1 |
| \$15,000 to \$24,999 | 6.09% | 7 |
| \$25,000 to \$34,999 | 13.91% | 16 |
| \$35,000 to \$49,999 | 17.39% | 20 |
| \$50,000 to \$74,999 | 20.87% | 24 |
| \$75,000 to \$99,999 | 13.04% | 15 |
| More than \$100,000 | 23.48% | 27 |
| TOTAL | | 115 |

GEOGRAPHY

County: HARNEY

Major Town: Burns

Service area includes the following ZIP Codes: 97710, 97720, 97721, 97722, 97732, 97736, 97738, 97758, 97904, 97917

Major Geographic Features: Mountains: 6,600 feet; Two rivers; Marshes

Elevation: 4148

TRANSPORTATION

| Miles from Burns | to: | TYPE OF ROAD |
|----------------------|---------|---------------|
| Nearest Larger Town: | Ontario | 130 – Primary |
| County Seat: | Burns | 0 – n/a |
| Nearest Hospital: | Burns | 0 – n/a |

Special Transportation Barriers: Mountains, Unimproved Roads

Systems: Harney County Dial-a-Ride, Tribal Transit Services Bus, Eastern POINT regional bus

WEATHER

Climate Zone: High Plateau

Average Temperature (Winter): 28

Average Temperature (Summer): 69



DEMOGRAPHY (Claritas 2024)

| | <u>Population</u> | <u>% Change</u> | <u>% Change</u> <u>RURAL</u> | <u>% Change</u> <u>URBAN</u> | <u>% Change</u> <u>OREGON</u> |
|------|-------------------|-----------------|---------------------------------|---------------------------------|----------------------------------|
| 2010 | 7,489 | n/a | n/a | n/a | n/a |
| 2020 | 7,557 | 0.9% | 7.9% | 12.1% | 10.6% |
| 2024 | 7,616 | 0.8% | 1.7% | 0.4% | 0.9% |
| 2029 | 7,793 | 2.3% | 3.2% | 2.0% | 2.5% |

CHANGE FROM 2010 TO 2024

| <u>Age</u> | <u>2010 Pop</u> | <u>2024 Pop</u> | <u>% Change</u> | <u>% Change</u> <u>RURAL</u> | <u>% Change</u> <u>URBAN</u> | <u>% Change</u> <u>OREGON</u> |
|------------|-----------------|-----------------|-----------------|---------------------------------|---------------------------------|----------------------------------|
| 0-14 | 1,318 | 1,302 | -1.2% | -4.5% | -5.3% | -5.0% |
| 15-44 | 2,410 | 2,464 | 2.2% | 8.6% | 10.2% | 9.7% |
| 45-64 | 2,348 | 1,772 | -24.5% | -10.6% | 3.9% | -1.7% |
| 65+ | 1,426 | 2,078 | 45.7% | 60.7% | 68.9% | 65.2% |
| Total | 7,502 | 7,616 | 1.5% | 9.7% | 12.6% | 11.6% |

DEMOGRAPHY (Claritas 2024 - continued)

2024 POPULATION BREAKDOWN BY AGE

| Age | Service Area | | | | OREGON | | | |
|-------|--------------|--------|-------|---------|-----------|-----------|-----------|---------|
| | Male | Female | Total | Percent | Male | Female | Total | Percent |
| 0-14 | 671 | 631 | 1,302 | 17.1% | 348,931 | 332,486 | 681,417 | 15.9% |
| 15-20 | 323 | 259 | 582 | 7.6% | 165,318 | 158,894 | 324,212 | 7.6% |
| 21-24 | 193 | 142 | 335 | 4.4% | 108,704 | 102,935 | 211,639 | 5.0% |
| 25-34 | 379 | 356 | 735 | 9.7% | 283,573 | 275,647 | 559,220 | 13.1% |
| 35-44 | 382 | 430 | 812 | 10.7% | 295,475 | 289,834 | 585,309 | 13.7% |
| 45-64 | 848 | 924 | 1,772 | 23.3% | 508,722 | 521,957 | 1,030,679 | 24.1% |
| 65-74 | 610 | 559 | 1,169 | 15.3% | 244,147 | 272,575 | 516,722 | 12.1% |
| 75-84 | 373 | 331 | 704 | 9.2% | 125,995 | 150,635 | 276,630 | 6.5% |
| 85+ | 76 | 129 | 205 | 2.7% | 33,818 | 54,196 | 88,014 | 2.1% |
| Total | 3,855 | 3,761 | 7,616 | 100.0% | 2,114,683 | 2,159,159 | 4,273,842 | 100.0% |

OTHER POPULATION CHARACTERISTICS (Claritas 2024)

| | <u>Service Area</u> | <u>Oregon</u> |
|---|---------------------|---------------|
| Hispanic (all, including other and 2 or more, races) | 5.7% | 15.2% |
| Asian/Pacific Islander only (non-Hispanic) | 0.3% | 5.1% |
| African-American only (non-Hispanic) | 0.1% | 1.9% |
| Native American only (non-Hispanic) | 2.9% | 1.0% |
| Other, including 2 or more races (non-Hispanic) | 5.8% | 7.1% |

SOCIOECONOMICS (2019-2023 American Community Survey)

| | <u>Service Area</u> | <u>County</u> | <u>Rural</u> | <u>Oregon</u> |
|---|---------------------|---------------|--------------|---------------|
| Population below Poverty Level (\$25,249 per year for 2 adults + 1 child<18 in 2024) | 12.7% | 12.8% | 12.8% | 11.9% |
| Population below 200% of Poverty Level | 46.1% | 46.2% | 31.5% | 27.6% |
| Population <18 below Poverty Level | 13.0% | 13.1% | 15.2% | 13.3% |
| Unemployed Labor Force Population | 4.4% | 4.4% | 5.7% | 5.4% |
| Population 18-64 with Disability | 15.7% | 15.8% | 15.4% | 12.6% |
| Population 65+ with Disability | 36.4% | 36.4% | 36.5% | 34.4% |
| Households receiving Cash Public Assistance | 3.5% | 3.5% | 3.7% | 3.9% |
| Population 25+ w/o High School Diploma | 8.2% | 8.2% | 10.0% | 8.3% |
| Population >5 who Speak English Less than "very well" | 1.4% | 1.4% | 3.7% | 5.3% |
| Uninsured Civilian Non-institutionalized Population | 6.9% | 7.0% | 6.7% | 6.2% |
| Total OHP Eligibles (OHA, January 2025) | 41.1% | 41.2% | 38.5% | 34.9% |

SOCIOECONOMICS (various)

| | <u>County</u> | <u>Oregon</u> |
|--|---------------|---------------|
| Receiving Temporary Assistance for Needy Families (6/2024) | 0.9% | 1.3% |
| Children Eligible for Free/Reduced Lunch (23-24 School Yr) | 50.3% | 51.0% |
| Receiving Food Stamps (6/2024--OR Dept of Human Services) | 20.9% | 17.2% |
| Government Employees as % of Total Employment (2023) | 40.6% | 14.4% |
| Uninsurance (2021--OHA OR Health Insurance Survey) | 8.2% | 4.6% |
| Medicare Enrollees (9/2024--CMS) | 28.8% | 22.1% |

UNEMPLOYMENT RATES (OR Employment Dept)

| | <u>County</u> | <u>Oregon</u> | <u>U.S.</u> |
|--------------------------------------|---------------|---------------|-------------|
| 2010 | 14.3 | 10.7 | 9.6 |
| 2020 | 6 | 7.6 | 8.1 |
| 2023 | 4.2 | 3.7 | 3.6 |
| Percent in Poverty, 2022 | 14.8 | 12 | 12.6 |
| Per Capita Income, 2023 | \$53,228 | \$67,838 | \$69,810 |
| Median Household Income, 2022 | \$56,001 | \$75,638 | \$74,755 |

VITAL STATISTICS (Oregon Health Authority)

| Maternity Characteristic | | 2019-2023 (Avg per year--rates per 1000 births) | | | | | | |
|---|-------------------------------|---|--------|--------|-------|-------|-------|-----------|
| | | TOTAL | Race | | | | | Ethnicity |
| | | | White | Black | NatAm | Asian | Other | Hispanic |
| S E R V I C E A R E A | Average Total Births per Year | 77 | 66.4 | 0.2 | 3.0 | 0.0 | 3.4 | 4.2 |
| | Low Birth Weight Rate | 90.7 | 90.4 | 0.0 | 66.7 | 0.0 | 176.5 | 47.6 |
| | Inadequate Prenatal Care Rate | 41.5 | 45.2 | 0.0 | 66.7 | 0.0 | 0.0 | 0.0 |
| | Infant Mortality Rate | 2.6 | | | | | | |
| | Teen (15-19) Birth Rate | 36.3 | 30.1 | 1000.0 | 66.7 | 0.0 | 58.8 | 47.6 |
| O R E G O N | Average Total Births per Year | 40,072 | 25,253 | 1011 | 377 | 2486 | 2408 | 8,390 |
| | Low Birth Weight Rate | 68.8 | 63.8 | 112.7 | 80.1 | 84.4 | 75.9 | 71.0 |
| | Inadequate Prenatal Care Rate | 62.2 | 50.3 | 102.8 | 172.9 | 76.5 | 85.7 | 76.1 |
| | Infant Mortality Rate | 4.4 | | | | | | |
| | Teen (15-19) Birth Rate | 31.1 | 22 | 36 | 64 | 8 | 36.0 | 60 |

*race numbers do not add up to total due to rounding and noninclusion of "unknown" race

VITAL STATISTICS (Oregon Health Authority--continued)

MORTALITY FIGURES (rates are per 100,000 persons [2024 pop])

CAUSE-SPECIFIC CRUDE DEATH RATES per 100,000 (Average per year 2019-2023):

| | Service Area | County | Rural | OR | Deaths per Year in Service Area (Average of 2019-23): |
|----------------------------|--------------|--------|--------|-------|---|
| Total: | 1339.3 | 1344.5 | 1227.3 | 981.9 | |
| Cancer: | 233.7 | 233.4 | 248.8 | 195.6 | 102 |
| Heart Disease: | 254.7 | 254.6 | 232.6 | 179.1 | |
| Unintended Injuries: | 89.3 | 90.2 | 78.4 | 68.9 | |
| Cerebrovascular Disease | 65.7 | 66.3 | 65.9 | 54.7 | |
| Chronic Lower Resp Disease | 105.0 | 106.1 | 70.2 | 46.9 | |
| Alzheimer's: | 36.8 | 37.1 | 49.7 | 46.9 | |
| Diabetes: | 39.4 | 39.8 | 41.1 | 32.1 | |
| Alcohol Induced: | 44.6 | 45.1 | 33.8 | 27.0 | |
| Suicide: | 47.3 | 47.7 | 25.1 | 20.6 | |
| Hypertension: | 23.6 | 23.9 | 20.2 | 16.1 | |

| | Service Area | County | Oregon |
|--|--------------|--------|--------|
| Age-adjusted Death Rate, (Avg per year 21-23) | 1,131.9 | 1130.0 | 1031.0 |
| Comparative Mortality Figure, (Avg per year 21-23) | 1.3 | 1.3 | 1.0 |
| Years of Life Lost Index, (Avg per year 21-23) | 1.3 | 1.3 | 1.0 |
| Preventable Hospitalizations per 1000 Pop: (2021-2023, Apprise) | 10.6 | 10.7 | 6.1 |

HEALTH RISK FACTORS (BRFSS; age-adjusted)

| | County 2016-19 | County 2018-21 | Oregon 2018-21 |
|---|-------------------|-------------------|-------------------|
| % of Adults ever diagnosed w/ Cardiovascular Disease | 6.1 | 10.8* | 6.8 |
| % of Adults ever diagnosed with Depression | 24.1 | 20.8 | 25.5 |
| % of Adults ever diagnosed with Diabetes | 7 | 6.0* | 8.5 |
| % of Adults who are Tobacco Users (includes smoking) | 39.2 | 21.7 | 24.0 |
| % of Adults who are Obese | 39.5 | 39.4 | 30.5 |
| % of Adults ever diagnosed w/ High Blood Pressure | 31.9 | 31.0 | 27.1 |
| % of Adults with No Physical Activity Outside of Work | 17.1 | 22.8 | 19.5 |
| % of Adults with 1 or More Chronic Diseases | 49.7 | 51.5 | 52.8 |
| % of Adults ever diagnosed with Cancer | 4.3 | 5.5* | 8.1 |

AREAS OF UNMET HEALTH CARE NEED VARIABLES

| | Travel Time to Nearest PCPCH | Primary Care Capacity Ratio | Dentists Per 1000 | Mental Health Providers per 1000 | 138-200% of Federal Poverty | ED Dental Visits per 1000 | ED Mental Health Visits per 1000 |
|--------------|------------------------------------|-----------------------------------|-------------------------|--|-----------------------------------|---------------------------------|--|
| Service Area | 10 | 0.9 | 0.18 | 0.41 | 20.1% | 4.8 | 14.4 |
| Oregon | 13.1 | 1.0 | 0.47 | 1.25 | 10.0% | 3.3 | 16.8 |

HEALTH CARE RESOURCES

PRACTITIONERS IN SERVICE AREA

| | |
|--|---|
| Primary Care | Licensed |
| Family Med Physicians (2023 FTE) | 3.7 |
| General Practice Physicians (2023 FTE) | 0.0 |
| Internal Med Physicians (2023 FTE) | 0.0 |
| Obstetricians/Gynecologists (2023 FTE) | 2.0 |
| Pediatricians (2023 FTE) | 0.0 |
| Nurse Practitioners (2023 FTE) | 3.6 |
| Physician Assistants (2023 FTE) | 1.9 |
| Dental | |
| Dentists (2023 FTE) | 1.4 |
| Dental Hygienists (2023 FTE) | 1.5 |
| Mental | |
| Psychiatrists (2023 FTE) | 0.1 |
| Psychologists (2023 FTE) | 0.0 |
| Licensed Counselors & LMFT (2023 FTE) | 1.1 |
| Licensed Social Workers (2023 FTE) | 1.0 |
| Psychiatric Nurse Practitioners (2023 FTE) | 0.9 (subset of NP and not added to Total) |
| Other | |
| Chiropractors (2023 FTE) | 1.2 |
| Direct Entry Midwives (2020) | 0.0 |
| General Surgeons (2023 FTE) | 3.0 |
| Naturopaths (2023 FTE) | 0.0 |
| Nurse Anesthetists-CRNA (2023 FTE) | 1.9 |
| Optometrists (2023 FTE) | 0.4 |
| Other Surgeons (2023 FTE) | 1.4 |
| Pharmacists (2023 FTE) | 4.0 |
| Registered Nurses (2023 FTE) | 22.6 (non-NPs/CRNAs) |
| Total | 49.9 |

SUPPLY AND DEMAND FOR PRIMARY CARE VISITS IN SERVICE AREA

| | <u>Service Area</u> | <u>County</u> | <u>State</u> |
|---|---------------------|---------------|--------------|
| Number of Persons Per Primary Care Physician: | 1,328 | 1,499 | 1,170 |
| Number of Visits Accommodated by: | | | |
| Primary Care Physicians (2023) | 12,201 | | |
| Primary Care PAs and NPs (2023) | 7,291 | | |
| Total | 19,491 | | |
| Number of Primary Care Visits Needed by 2024 Service Area Population: | 22,590 | | |

HEALTH CARE RESOURCES (continued)

CLINICS IN SERVICE AREA

Number

Rural Health Clinics (RHC): 2
 Federally Qualified Health Clinics (FQHC):
 School-Based Clinics

HOSPITALS IN SERVICE AREA (2023 Calendar Year)

Name: Harney District Hospital
 # of Staffed Beds: 25
 Type: A
 CAH: Yes
 # of Inpatient Discharges: 311
 # of ER Visits: 3,855
 % Occupancy: 9.9%
 # of Births: 51
 Avg IP Length of Stay: 4.6

DESIGNATIONS OF SHORTAGE BY SERVICE AREA

1. Geographic/Population HPSA* Low income only
2. MUA/MUP*: No
3. Mental Health HPSA*: Yes
4. Dental HPSA*: Low income only

Office of Rural Health Unmet Need Area? Yes

M(S)FW = Migrant (seasonal) farm worker

GOV = Designated at the request of the state governor due to local barriers and/or health conditions

*Service Area geographies do not match exactly with Census Tracts or Sub-County Areas. Please check www.ruralhealthinfo.org/am-i-rural for the latest and most accurate data using your specific address.

"Urban" and "Rural" refer to ORH Rural definitions: www.ohsu.edu/ruraldata

This report has been prepared by the Oregon Office of Rural Health at Oregon Health and Science University.

Printed on 3/4/2025

Additional information, maps, and lists are available at:
www.ohsu.edu/oregon-office-of-rural-health/data-and-publications

For questions, comments, or sources, please contact Emerson Ong at: ong@ohsu.edu



COUNTY

Harney, OR

2024



View Oregon Health Data

County Demographics

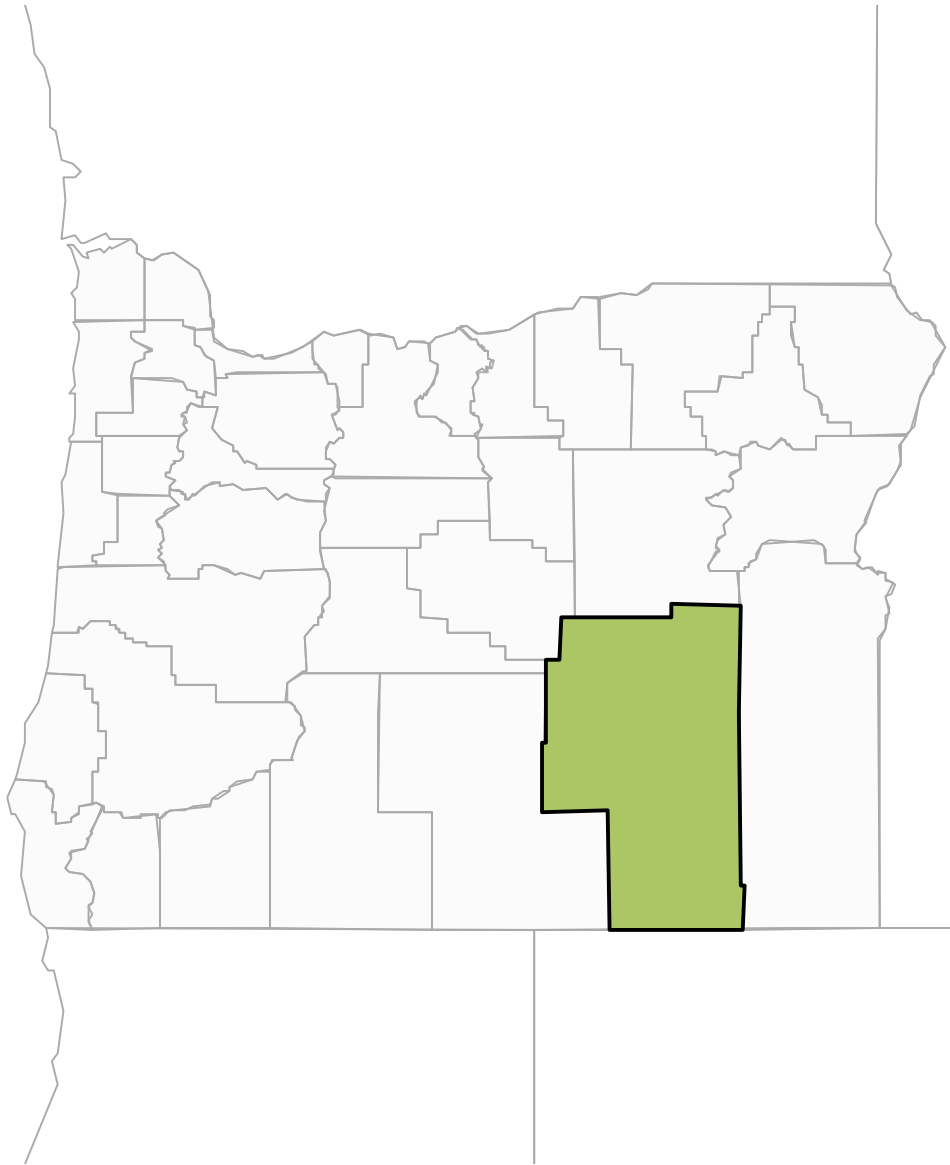
The health of a place results from past and present policies and practices. The land known as Harney County, along with the entirety of the U.S., has been home for many thousands of years to hundreds of Indigenous nations. Native Land Digital "strives to create and foster conversations about the history of colonialism, Indigenous ways of knowing, and settler-Indigenous relations."

Harney County, Oregon is Rural . In Harney County, 44.4% of the population lives in a low population density area .

| | County | Oregon |
|--|--------|-----------|
| Population ** | 7,515 | 4,240,137 |
| % Below 18 Years of Age ** | 19.4% | 19.7% |
| % 65 and Older ** | 26.3% | 19.2% |
| % Non-Hispanic Black ** | 0.9% | 2.0% |
| % American Indian or Alaska Native ** | 4.9% | 1.9% |
| % Asian ** | 0.5% | 5.1% |
| % Native Hawaiian or Other Pacific Islander ** | 0.0% | 0.5% |
| % Hispanic ** | 5.9% | 14.4% |
| % Non-Hispanic White ** | 85.5% | 73.5% |
| % Not Proficient in English ** | 1% | 3% |
| % Female ** | 49.8% | 50.1% |
| % Rural ** | 44.4% | 19.5% |

** Use caution if comparing these data with prior years

Hide demographic data



County Snapshot

This county's snapshot covers:

Health Outcomes ↓

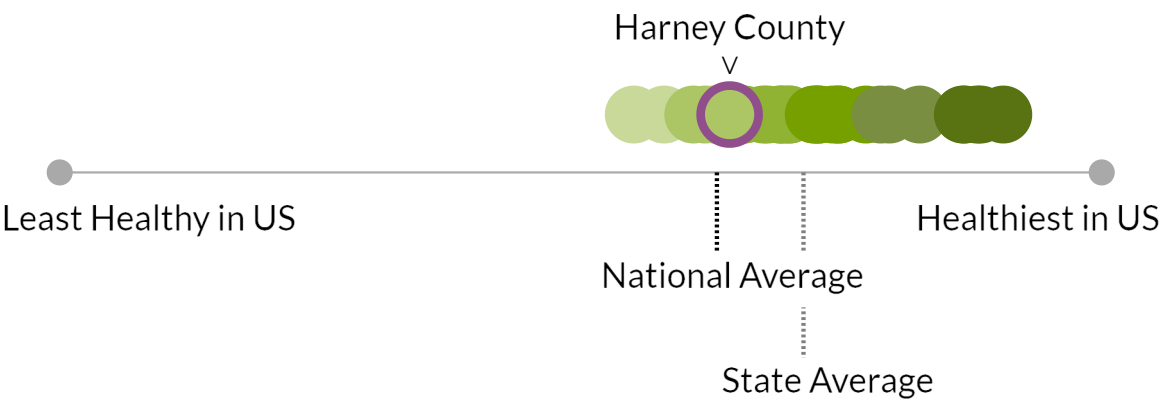
Health Factors ↓

Harney County Health Outcomes


Health Outcomes tell us how long people live on average within a community, and how much physical and mental health people experience in a community while they are alive.

Harney County is faring worse than the average county in Oregon for Health Outcomes, and about the same as the average county in the nation.

Download Chart



 Trends Available

| Health Outcomes | | | | |
|---------------------------|---|---------------|--------|---------------|
| Length of Life | | Harney County | Oregon | United States |
| Premature Death |  | 9,500 | 6,700 | 8,000 |
| Quality of Life | | Harney County | Oregon | United States |
| Poor or Fair Health | | 18% | 14% | 14% |
| Poor Physical Health Days | | 4.1 | 3.3 | 3.3 |
| Poor Mental Health Days | | 5.9 | 5.4 | 4.8 |
| Low Birthweight | | 7% | 7% | 8% |

Additional Health Outcomes (not included in summary)

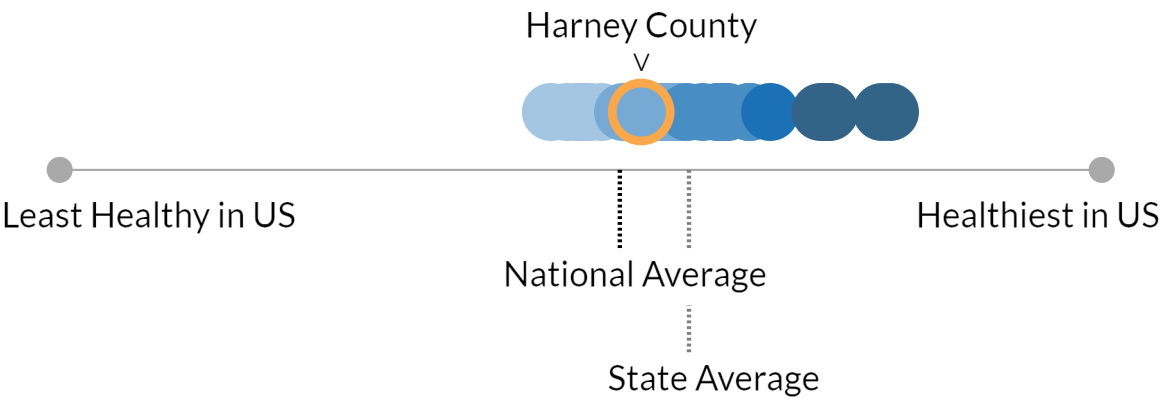
Note: Blank values reflect unreliable or missing data.

Harney County Health Factors

Many things influence how well and how long we live. Health Factors represent those things we can improve to live longer and healthier lives. They are indicators of the future health of our communities.











Harney County is faring slightly worse than the average county in Oregon for Health Factors, and about the same as the average county in the nation.



Download Chart



☐ Show areas to explore ☐ Show areas of strength ☒ Trends Available

| Health Factors | | | | |
|------------------------|--|---------------|--------|---------------|
| Health Behaviors | | Harney County | Oregon | United States |
| Adult Smoking | | 19% | 13% | 15% |
| Adult Obesity | | 35% | 31% | 34% |
| Food Environment Index | | 7.2 | 8.1 | 7.7 |

| | | | | |
|--|---|---------------|---------|-----------------|
| Physical Inactivity | | 24% | 20% | 23% |
| Access to Exercise Opportunities | | 74% | 88% | 84% |
| Excessive Drinking | | 16% | 20% | 18% |
| Alcohol-Impaired Driving Deaths |  | 7% | 27% | 26% |
| Sexually Transmitted Infections |  | 145.2 | 367.3 | 495.5 |
| Teen Births | | 21 | 12 | 17 |
| Additional Health Behaviors (not included in summary) | | | | + |
| Clinical Care | | Harney County | Oregon | United States — |
| Uninsured |  | 8% | 7% | 10% |
| Primary Care Physicians |  | 1,890:1 | 1,060:1 | 1,330:1 |
| Dentists |  | 1,500:1 | 1,180:1 | 1,360:1 |
| Mental Health Providers | | 130:1 | 150:1 | 320:1 |
| Preventable Hospital Stays |  | 1,140 | 1,796 | 2,681 |
| Mammography Screening |  | 33% | 41% | 43% |
| Flu Vaccinations |  | 30% | 40% | 46% |
| Additional Clinical Care (not included in summary) | | | | + |
| Social & Economic Factors | | Harney County | Oregon | United States — |
| High School Completion | | 91% | 92% | 89% |
| Some College | | 60% | 71% | 68% |
| Unemployment |  | 4.9% | 4.2% | 3.7% |
| Children in Poverty |  | 21% | 14% | 16% |
| Income Inequality | | 3.8 | 4.5 | 4.9 |
| Children in Single-Parent Households | | 25% | 20% | 25% |
| Social Associations | | 9.2 | 9.8 | 9.1 |
| Injury Deaths | | 143 | 83 | 80 |
| Additional Social & Economic Factors (not included in summary) | | | | + |
| Physical Environment | | Harney County | Oregon | United States — |

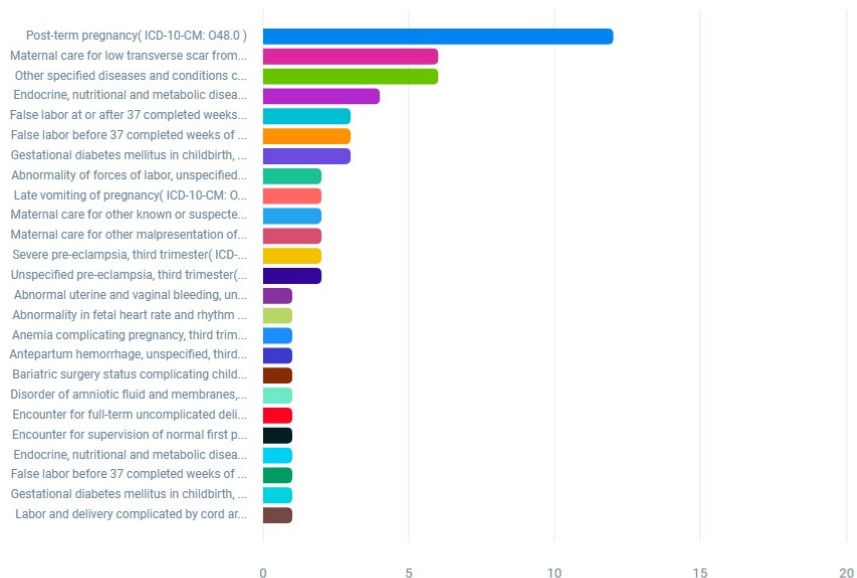
| | | | | |
|---|--|------|-----|---|
| Air Pollution - Particulate Matter |  | 10.2 | 7.7 | 7.4 |
| Drinking Water Violations | | No | | |
| Severe Housing Problems | | 11% | 18% | 17% |
| Driving Alone to Work | | 71% | 67% | 72% |
| Long Commute - Driving Alone | | 18% | 30% | 36% |
| Additional Physical Environment (not included in summary) | | | |  |

Note: Blank values reflect unreliable or missing data.

Harney District Hospital Top 25 International Classification of Diseases codes by department

HDH Top 25 ICD Codes by Department - Obstetrics Dept

Between 1/1/2024 and 12/31/2024

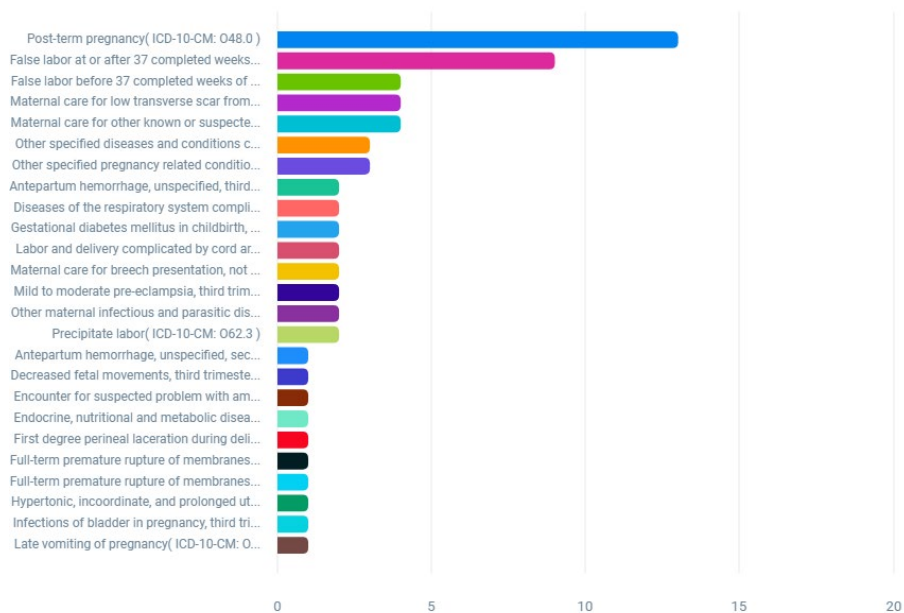


Description

This report breaks down the volume of top 25 ICD codes in 2024 for HDH OB Dept.

2023 HDH Top 25 ICD Codes by Department - Obstetrics Dept

Between 1/1/2023 and 12/31/2023



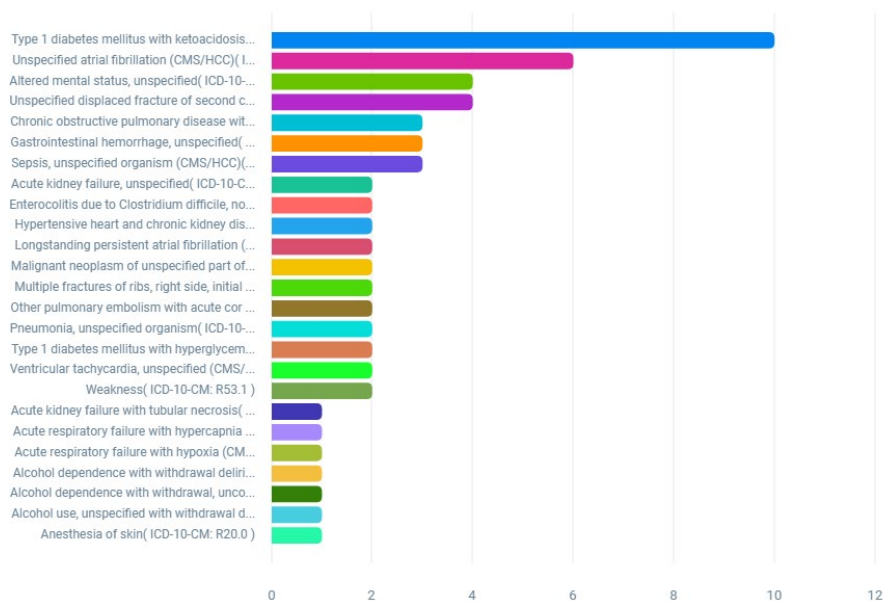
Description

This report breaks down the volume of top 25 ICD codes in 2023 for HDH OB Dept.

Harney District Hospital Top 25 International Classification of Diseases codes by department

HDH Top 25 ICD Codes by Department - Intensive Care Unit

Between 1/1/2024 and 12/31/2024

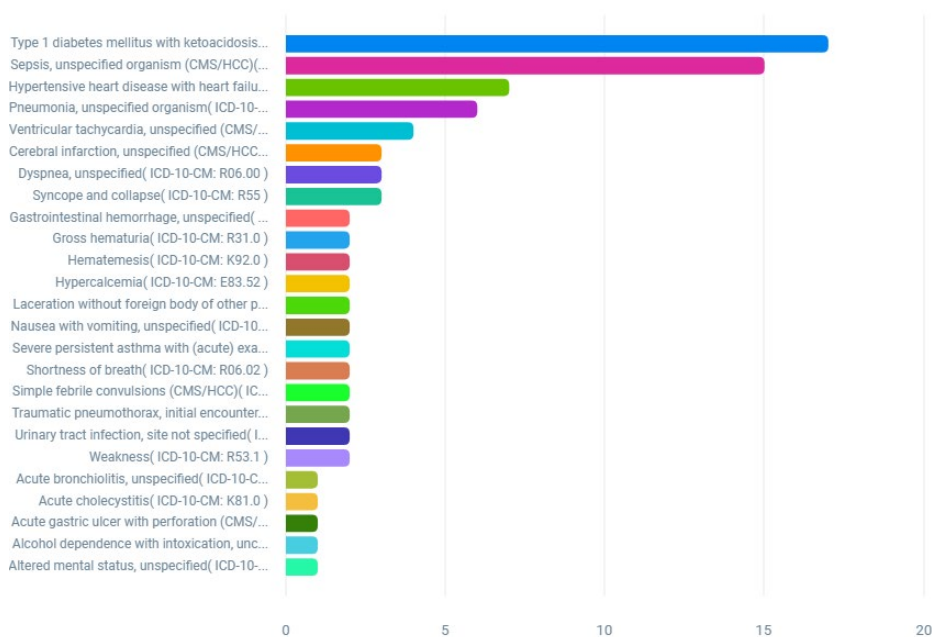


Description

This report breaks down the volume of top 25 ICD codes in 2024 for HDH ICU.

2023 HDH Top 25 ICD Codes by Department - Intensive Care Unit

Between 1/1/2023 and 12/31/2023



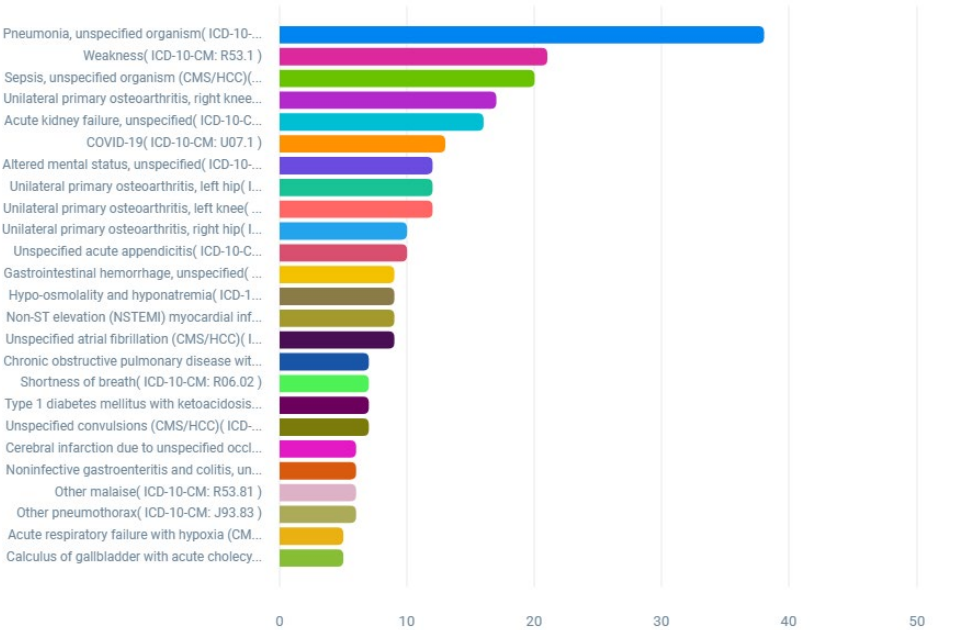
Description

This report breaks down the volume of top 25 ICD codes in 2023 for HDH ICU.

Harney District Hospital Top 25 International Classification of Diseases codes by department

HDH Top 25 ICD Codes by Department - Medical/Surgical Services

Between 1/1/2024 and 12/31/2024

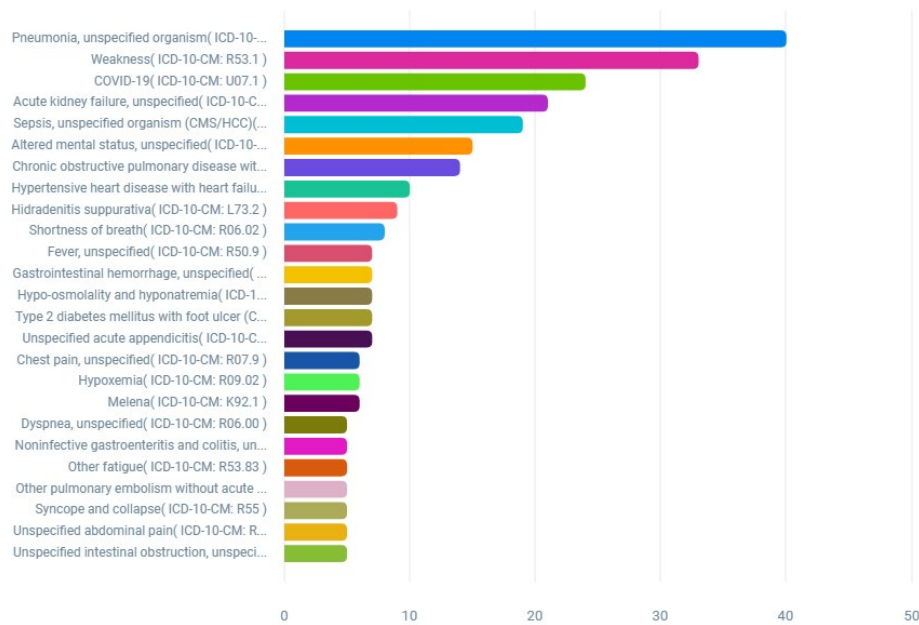


Description
This report breaks down the volume of top 25 ICD codes in 2024 for HDH Medical/Surgical Services.

Harney District Hospital Top 25 International Classification of Diseases codes by department

HDH Top 25 ICD Codes by Department - Medical/Surgical Services

Between 1/1/2023 and 12/31/2023

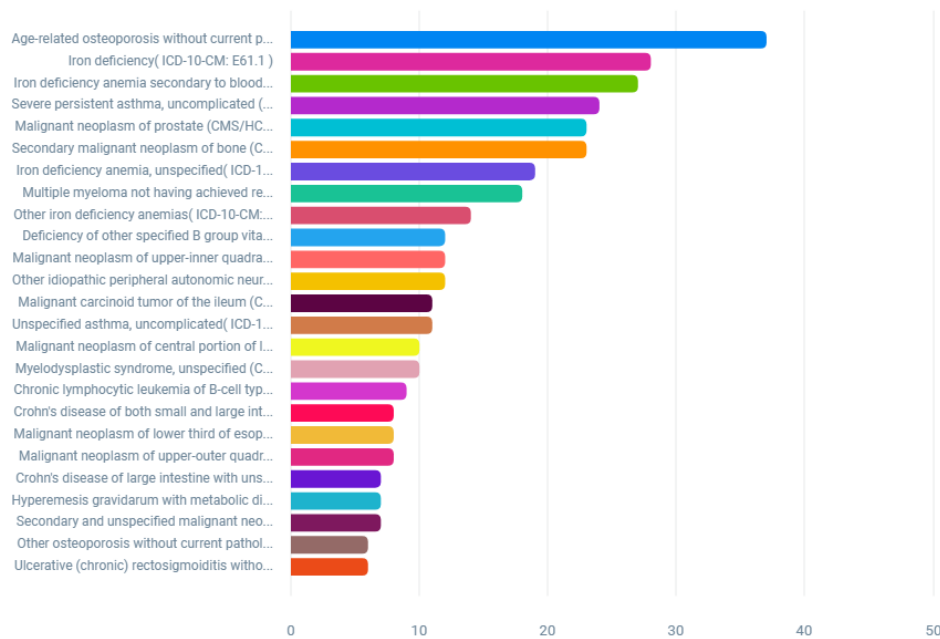


Description

This report breaks down the volume of top 25 ICD codes in 2023 for HDH Medical/Surgical Services.

HDH Top 25 ICD Codes by Department - Infusion Clinic

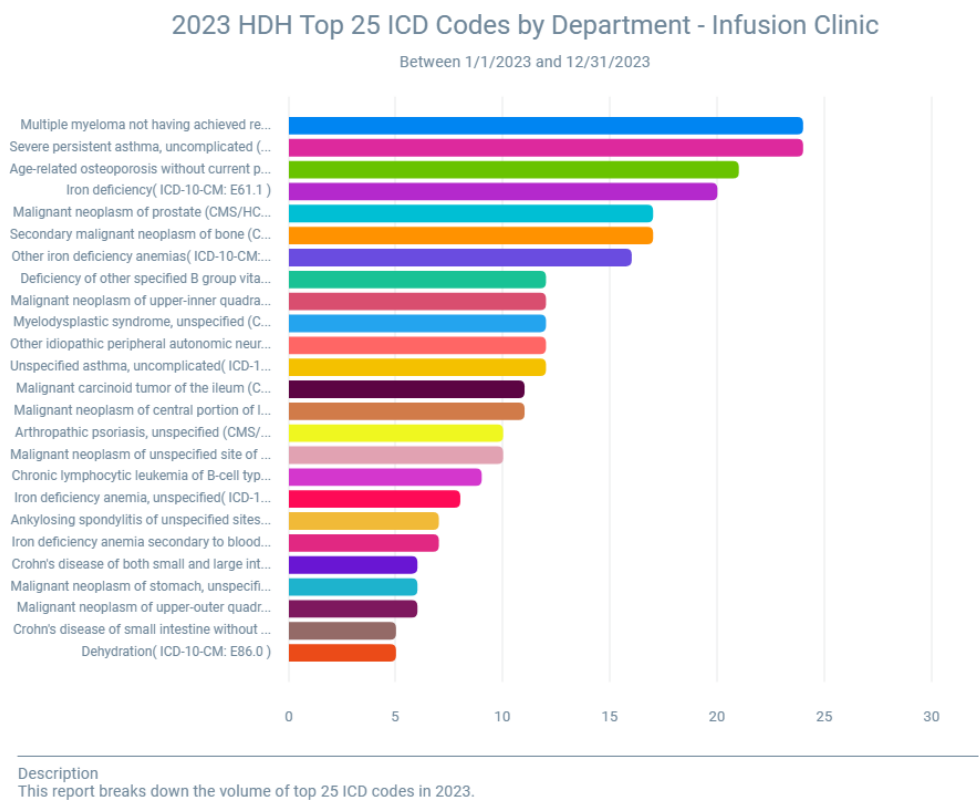
Between 1/1/2024 and 12/31/2024



Description

This report breaks down the volume of top 25 ICD codes in 2024.

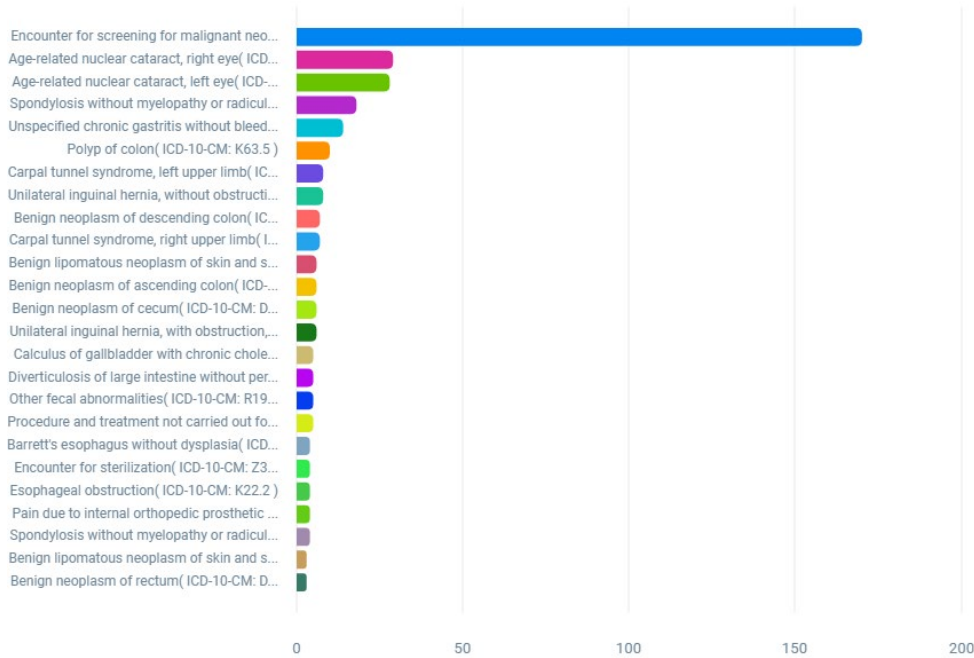
Harney District Hospital Top 25 International Classification of Diseases codes by department



Harney District Hospital Top 25 International Classification of Diseases codes by department

HDH Top 25 ICD Codes by Department - Surgical Services

Between 1/1/2024 and 12/31/2024

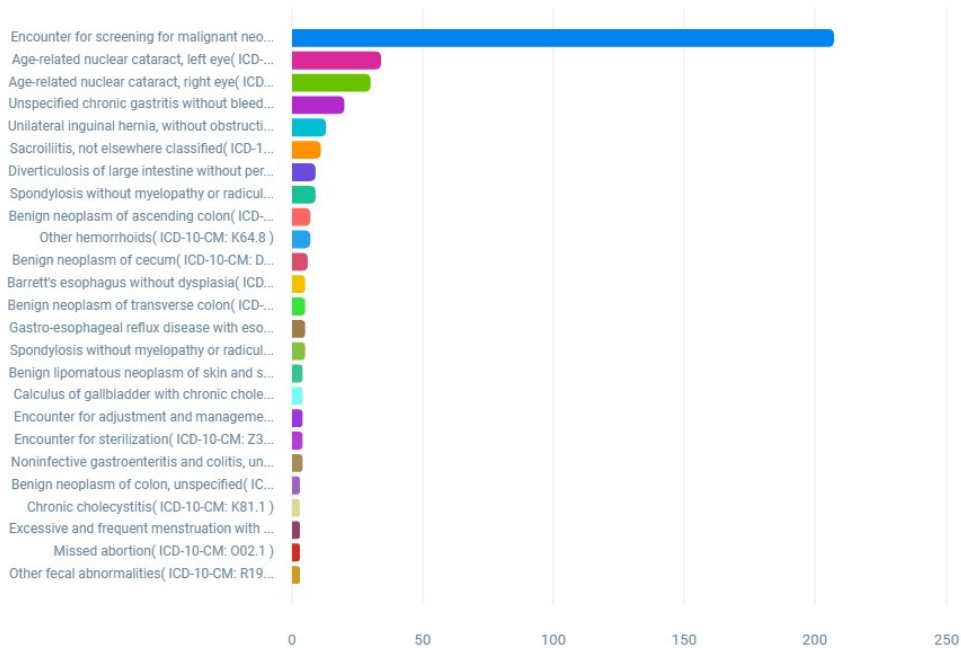


Description

This report breaks down the volume of top 25 ICD codes in 2024 for HDH Surgical Services.

2023 HDH Top 25 ICD Codes by Department - Surgical Services

Between 1/1/2023 and 12/31/2023



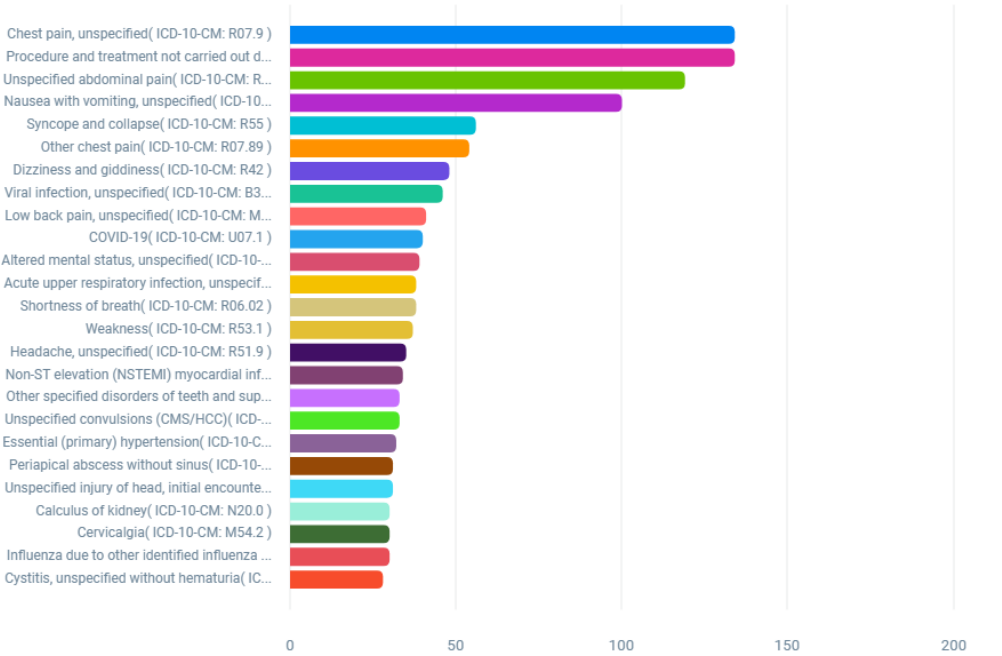
Description

This report breaks down the volume of top 25 ICD codes in 2023 for HDH Surgical Services.

Harney District Hospital Top 25 International Classification of Diseases codes by department

HDH Top 25 ICD Codes by Department - Emergency Dept

Between 1/1/2024 and 12/31/2024

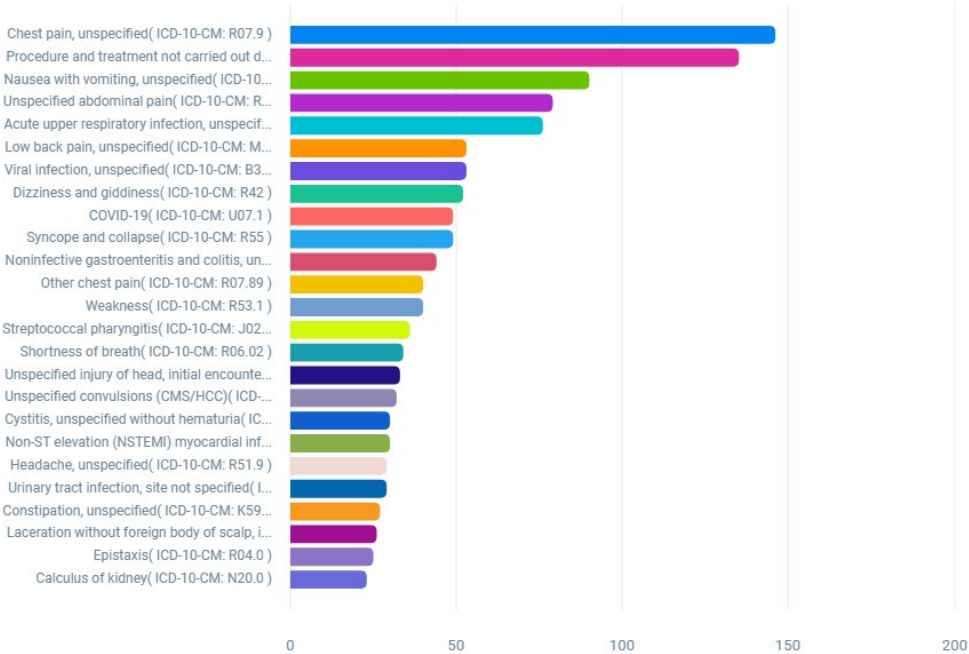


Description
This report breaks down the volume of top 25 ICD codes in 2024 for HDH ED.

Harney District Hospital Top 25 International Classification of Diseases codes by department

2023 HDH Top 25 ICD Codes by Department - Emergency Dept.

Between 1/1/2023 and 12/31/2023



Description
This report breaks down the volume of top 25 ICD codes in 2023.

Primary diagnosis for Family Care Clinic Visits 2024

| Diagnosis | Annual Qty |
|---|------------|
| Encounter for immunization [Z23] | 1609 |
| Actinic keratosis [L57.0] | 1207 |
| Essential (primary) hypertension [I10] | 990 |
| Encounter for screening for other disorder [Z13.89] | 699 |
| Encounter for routine child health examination without abnormal findings [Z00.129] | 676 |
| Encounter for other administrative examinations [Z02.89] | 425 |
| Type 2 diabetes mellitus without complications [E11.9] | 368 |
| Paroxysmal atrial fibrillation [I48.0] | 352 |
| Encounter for screening for global developmental delays (milestones) [Z13.42] | 345 |
| Acute pharyngitis, unspecified [J02.9] | 295 |
| Encounter for general adult medical examination without abnormal findings [Z00.00] | 258 |
| Major depressive disorder, recurrent severe without psychotic features [F33.2] | 236 |
| Anxiety disorder, unspecified [F41.9] | 233 |
| Unspecified atrial fibrillation [I48.91] | 233 |
| Encounter for supervision of other normal pregnancy, third trimester [Z34.83] | 217 |
| Encounter for examination of eyes and vision without abnormal findings [Z01.00] | 211 |
| Attention-deficit hyperactivity disorder, combined type [F90.2] | 200 |
| Encounter for supervision of other normal pregnancy, second trimester [Z34.82] | 176 |
| Acute cough [R05.1] | 174 |
| Encounter for screening, unspecified [Z13.9] | 162 |
| Encounter for examination for driving license [Z02.4] | 155 |
| Frequency of micturition [R35.0] | 146 |
| Encounter for gynecological examination (general) (routine) without abnormal findings [Z01.419] | 143 |
| Major depressive disorder, recurrent, moderate [F33.1] | 137 |
| Unilateral primary osteoarthritis, right knee [M17.11] | 137 |
| Acute upper respiratory infection, unspecified [J06.9] | 132 |
| Permanent atrial fibrillation [I48.21] | 121 |
| Streptococcal pharyngitis [J02.0] | 119 |
| Segmental and somatic dysfunction of cervical region [M99.01] | 116 |
| Generalized anxiety disorder [F41.1] | 112 |
| Acute maxillary sinusitis, unspecified [J01.00] | 110 |
| Encounter for supervision of normal first pregnancy, third trimester [Z34.03] | 106 |
| Bilateral primary osteoarthritis of knee [M17.0] | 105 |
| Rash and other nonspecific skin eruption [R21] | 103 |
| COVID-19 [U07.1] | 100 |

Harney District Hospital Social Drivers of Health Data 2024

Based on criteria for Centers for Medicare & Medicaid Services (CMS) Reporting

- January 1, 2024 – December 31, 2024
- 196 inpatients, 18 years and older, admitted since January
- 117 patients were screened in all 5 domains (59.7% completion rate – *if patient chose to not answer just one of the domains (such as Interpersonal Safety), unable to answer or opted out of screening, then they were **excluded from our numbers***)
- 25 out of 117 patients (22.5%) screened positive in at least one domain (food, housing, IPS – interpersonal safety, transportation and utilities)

Positivity screening

| Age | Race | Sex | Transportation | Utilities | IPS | Housing | Food |
|-----|-----------------|-----|----------------|-----------|-----|---------|------|
| 50 | White | M | Y | N | Y | N | N |
| 62 | White | F | N | N | N | N | Y |
| 49 | White | F | N | N | Y | Y | N |
| 82 | White | M | Y | N | N | N | N |
| 77 | White | F | N | N | N | Y | N |
| 74 | White | F | N | N | N | N | Y |
| 78 | White | F | Y | N | N | Y | Y* |
| 34 | White | F | N | N | N | N | Y |
| 56 | White | F | Y | N | N | N | Y |
| 77 | White | F | Y | N | N | N | N |
| 63 | White | M | Y | Y | Y | Y | Y |
| 39 | Hispanic | M | Y | Y | N | Y | N |
| 22 | White | F | N | N | N | Y | Y |
| 63 | White | M | N | N | N | Y | N |
| 62 | White | M | N | N | N | N | Y |
| 59 | White | M | Y | N | N | N | N |
| 51 | White | M | Y | Y | N | Y | N |
| 87 | Native American | F | N | Y | Y | N | Y |
| 53 | White | F | Y | Y | Y | N | Y |
| 83 | White | M | N | N | N | Y | N |
| 29 | White | F | Y | N | N | Y | Y |
| 68 | White | F | N | N | N | Y | N |
| 47 | White | M | Y | N | N | Y | Y |
| 73 | Native American | F | N | Y | N | Y | Y |
| 81 | White | F | N | N | N | Y | N |

< 50 – 24%

50-64 – 36%

>65 – 40%

White = 88%

Hispanic 4%

Native American = 8%

F = 60%

M = 40%

48%

24%

20%

56%

52%

Links to additional data

The Community Health Needs Assessment (CHNA) Committee referred to the Eastern Oregon Coordinated Care Organization (EOCCO) 2024 Community Health Assessment and EOCCO Community Health Improvement Plan 2025-2029 when developing the Harney County Health District Implementation Plan. These insightful documents helped the committee learn more about Eastern Oregon's regional health needs, goals, and priorities. The CHNA Committee also reviewed Oregon Office of Rural Health's CHNA Mapping & Analysis Project to learn more about what other Oregon hospitals are prioritizing. You can find links to these documents/resources below.

EOCCO 2024 Community Health Assessment

<https://www.eocco.com/-/media/EOCCO/PDFs/providers/EOCCO-2024-Community-Health-Assessment-Report.pdf>

EOCCO Community Health Improvement Plan 2025-2029

https://www.eocco.com/-/media/EOCCO/PDFs/CHIP/chip_eocco.pdf

Oregon Office of Rural Health's CHNA Mapping and Analysis Project

<https://www.ohsu.edu/oregon-office-of-rural-health/oregon-hospital-community-health-needs-assessments>